



Windy City Woodturners

What's In This Issue

- [Message From Jason](#)
- [Basic WCW](#)
- [Events](#)
- [Appendix](#)



SEPTEMBER

Volume 33

Issue 9

September 2020

Message From Our President



Contributor : Jason Clark

It's sometimes hard to see the bright side of things these days. We're separated from friends, family, coworkers, and neighbors. Unable to meet together as friends and as a club for the foreseeable future. Countless events have been postponed or cancelled while others have been moved to the virtual space.

In my mind the biggest bright spot to come out of the pandemic is the rise of so many things going virtual. My job has been virtual since mid March and will be virtual through at least the end of this year and quite possibly beyond. I worked virtually every day for roughly 7 years, prior to moving to Chicago 5 years ago, but it's different this time around because of the additional restrictions that we have in place. We don't go to restaurants or the mall after work or on the weekends. I've only left the state one time since March and of course I haven't attended a woodturning meeting in person since March 10th.

Going virtual has had some significant benefits to the woodturning community and I think we've adapted to this new reality quite well and I can see a future in which we continue to have some sort of virtual component even when we're able to meet in person again. The AAW's virtual symposium allowed a larger number of participants than ever before and proved the viability of a large scale virtual woodturning symposium and the upcoming Woodturners Worldwide Online Symposium aims to take it one step further with a significantly larger number of demonstrators and demonstrations although it likely won't have anywhere near the same number of attendees.

Message From Our President



In truth I could have gotten my shop setup to do virtual demos a couple of years ago and I was hesitant to do so. In hindsight I should have done it much earlier and now that I'm setup to do virtual demos I definitely see the benefits of offering a virtual demo although I do confess that I still prefer doing in-person demos and hands-on classes. Going virtual has allowed me to expand my audience, I've been able to demonstrate to a club in the U.K. as well as a number of smaller clubs around the country that quite simply could not afford the travel expenses and my fees for multiple days. Including demos that have already been completed I have 19 demos on my calendar for the second half of 2020, compared to just 2 demos completed for the first half of the year. I suspect that I'll demonstrate for more people in the second half of 2020 than I have for the previous 5 years combined.

The benefits to the virtual attendees are significant as well. Beyond being able to see demonstrations and demonstrators that were previously unavailable; every attendee gets a front row seat from the comfort of their own home with more than a few enjoying an adult beverage while they take in the demo. No more being annoyed or distracted by the person sitting next to you.

Message From Our President



Last, going virtual will allow even greater cooperation between clubs than ever before. Whether that's combining multiple smaller clubs together into a larger club meeting or the ability to join additional clubs that are outside of your local geography that you'd never be able to attend in person to be able to attend their virtual meeting and demonstrations. Cross-club cooperation is something that we're actively working on and something that you'll be hearing more about in the coming weeks and months.



Elections

- ▶ Due to COVID-19 the board has decided it's necessary to have a virtual election for the 2021 officers.
- ▶ Voting will be done via an online form which will be made available no later than Tuesday, November 3rd.
- ▶ Only current paid members of Windy City Woodturners will be permitted to vote.
- ▶ The form will close at the beginning of the WCWT meeting on Tuesday, November 17th 2020, after which the winners will be announced.



September Meeting

- ▶ We will be trying something new for September
- ▶ We have reached out to Professional Turner and Demonstrator – Harvey Meyer
- ▶ To accommodate Harvey – we are considering opening this meeting up to our other Chicago based clubs
- ▶ There will be a \$5 charge per Zoom session to cover costs (register on website)
- ▶ This is a must see



September Meeting – Harvey Meyer

▶ Square Platter

- ▶ In this demo I'll turn a square platter. First, I'll ensure the blank is perfectly square and then I'll find the exact center. I'll mount the blank and concentrate on the back of the platter. I'll define a tenon and then shape the back of the platter making sure to have a pleasing convex profile. Then I'll turn it around, holding by the tenon, to turn the front side. I'll work from the corners toward the center, being careful to keep all 10 fingers on my hands. I'll strive to match the profile that I turned on the back. As I get near the center, I'll turn a small dome and then cut beads on the surface of the dome. When the front side is completed, I'll reverse once again to remove the tenon and complete the back.

September Meeting – Harvey Meyer



Woman In Turning



- ▶ **Contributor : Marie Anderson**
- ▶ On September 12th, Donna Zils Banfield will be the 4th artist hosted by the WIT Committee. This virtual presentation is free to all AAW members however reservations are required. Registration will be opened up approximately 1 week before the presentation. Watch your email for the announcement of open registration.
- ▶ This is not a demonstration, but rather a "meet the maker" type presentation that will focus on documenting Donna's work, her history, mentors and her inspiration. We will also get a tour of her shop and there will be opportunities for questions and answers from the attendees. This should be a good one! Hope to see you there.
- ▶ If you cannot attend, it will be recorded and available for viewing on the log in side of the AAW website (along with all of the past WIT Presents Presentations.)
- ▶ Also, Marie just booked the October WIT Presents artist...you will have to show up at the September meeting for the artist reveal!
- ▶ This one is historical! Be there!

New WCWT Website



- ▶ windycitywoodturners.com
- ▶ Your comments are welcome
- ▶ Contact: mg_dreyer@yahoo.com

The screenshot shows the homepage of the Windy City Woodturners website. The header features the club's logo on the left and right, and the name "Windy City Woodturners" in a white serif font on a dark wood background. Below the header is a navigation menu with links for Home, Club Details, Meetings, Gallery, Education, and Events. The main content area is divided into three columns. The left column contains information about a club event "Once Upon A Christmas" on Dec 5 & 6, 2020, and a cancelled non-club event "Turn On! Chicago" on July 24 - 26, 2020. The middle column features the club's mission statement, meeting schedule (3rd Tuesday of each month, 7:00 PM - 9:30 PM), and a demo by Harvey Meyer for the September meeting (9/15). The right column details the "Next Meeting" on 9/15/2020, featuring a "Square Platter" demo by Harvey Meyer. At the bottom, there are two images of woodturning projects and a "Gallery Review" link.

Windy City Woodturners

Home Club Details Meetings Gallery Education Events

Club Event
Once Upon A Christmas
Dec 5 & 6, 2020

Windy City Woodturners

Non-Club Event
Cancelled - Turn On! Chicago
July 24 - 26, 2020

TURN-ON!
CHICAGO

Windy City Woodturners Mission

The Windy City Woodturners Club provides a forum for sharing, learning, fellowship and service. Our primary objective is to assist members continuously improve their knowledge and abilities in woodturning.

Meetings

Meetings are on the 3rd Tuesday of each month
7:00 PM - 9:30 PM
Lisle Park District Building
1925 Ohio Street, Lisle Illinois
Multipurpose room #4

Harvey Meyer Demo
Windy City Woodturners September Meeting (9/15)

Next Meeting
9/15/2020


Harvey Meyer

Square Platter


In this demo I'll turn a square platter. First, I'll ensure the blank is perfectly square and then I'll find the exact center. I'll mount the blank and concentrate on the back of the platter. I'll define a tenon and then shape the back of the platter making sure to have a pleasing convex profile. Then I'll turn it around, holding by the tenon, to turn the front side. I'll work from the corners toward the center, being careful to keep all 10 fingers on my hands.

Gallery Review:

Woodturners Worldwide On-Line Symposium

- ▶ Sep 24, 11:00 AM – Sep 26, 6:00 PM
 - ▶ <https://www.woodturnersworldwide.com/>
 - ▶ We have 2 club members demoing – Jason Clark and Mark Dreyer.
 - ▶ Many club members had a great experience with the AAW virtual symposium a couple weeks ago, and we expect a great experience with this event which is likely to feature several times more demonstrators and topics than the AAW. Like the AAW the demo videos will be available online for at least 2 weeks beyond the end of the symposium.
 - ▶ Registration is open now at www.woodturnersworldwide.com. If you're interested in a discount code that offers \$10 off your registration please reach out to either Jason or Mark directly.
- 

Woodturners Worldwide On-Line Symposium

- ▶ Rebecca Degroot: Walking Mushrooms, Skateboard Blanks
 - ▶ Jason Clark: Saturn Bowl, Multi-axis with a Twist
 - ▶ Lyle Jamieson: Hollow Forms The Easy Way
 - ▶ Emiliano Achaval: Calabash Bowl
 - ▶ Seri Robinson: DIY Spalting, Turning Spalted Wood
 - ▶ Harvey Meyer: Two Part Basket weave Illusion
 - ▶ Phil Irons: Colouring to Enhance, Caddy Spoons
 - ▶ Karl Hansen: Threading boxes
 - ▶ Cindy Drozda: Finial Box
 - ▶ Allan Stratton: Hand Turning a Sphere
 - ▶ Graeme Priddle & Melissa Engler: Koru Bowl, Ammonite Bowl
 - ▶ Mike Mahoney: Urns – Everything you need to know
- 

Woodturners Worldwide On-Line Symposium

- ▶ Raleigh Lockhart: Birdhouses, Leaf Bowl
 - ▶ Emily Wood Ford: Captive Rings
 - ▶ Aaron Ludwig: Resin Casting
 - ▶ Greg Gallegos: Podlets
 - ▶ Mark Dreyer: Pen Making
 - ▶ Laurent Niclot: Woodburning and Textures
 - ▶ Michael Alguire: Wheel of Delicacy
 - ▶ Pat Scott: Butterfly Stitches, Dinner Plates
 - ▶ Jeff Hornung: Coloring and Metal reactive Paints
 - ▶ Kirk Deheer: Processing wood, Demystifying cuts & catches
 - ▶ Mark Kostner: Casting specialty Pen blanks
 - ▶ Karl Hansen: Threaded Lidded Box
 - ▶ Joe Fleming: Airbrushing
 - ▶ Pat Carroll: Erosion Series
 - ▶ Scott Grove: Inlay
 - ▶ Jim Echter: The Sensational Skew
- 

August Meeting – Roberto Ferrer

- ▶ Cookies

*Thank
You*



October Meeting – Al Miotke

► Finishes



November Meeting – Marie Anderson

- ▶ Small Piece



Newsletter Needs Your Help

- ▶ If you are involved in any demos, activities, or events that you would like to share with the group – please let me know
- ▶ We need
 - The activity / event
 - Location
 - Dates and time
 - Brief description
- ▶ Send this to mg_dreyer@yahoo.com and I promise I will get it in the next newsletter



Member Contributions



WCWT – The Basics

- ▶ Next Meeting: September 15, 2020 (Virtual)
- ▶ Meetings are on the 3rd Tuesday of each month
- ▶ 7:00 PM - 9:30 PM
- ▶ ZOOM – Get the app
(<https://zoom.us/download>)
- ▶ ~~Lisle Park District Building~~
 - ~~1925 Ohio Street~~
 - ~~Multipurpose Room #4~~



Call For Demonstrators



- ▶ Want to help out?
- ▶ Tell the world (or at least the club) about your talent and adventures?
- ▶ Maybe just what you have learned recently?
- ▶ **WE NEED YOUR HELP – VOLUNTEER TO DEMO**
- ▶ Contact
 - Peter D’Attomo (zorro4122@yahoo.Com)

This Is Your Club – Please Help Out

Events You Should Know About



2020 WCWT Picnic

- ▶ Unfortunately due to the uncertainty with the pandemic, the board took a vote to cancel the picnic this year.



Windy City Turns Ornament

- ▶ Rockler Bolingbrook
- ▶ Saturday October 24
- ▶ 10am to 1pm

- ▶ Several members will demonstrate some of our favorite ornaments from 10am to 1pm. More information to volunteers and guests will follow.

- ▶ Contact: Don Johnston



Windy City Once Upon a Christmas

- ▶ Blacksmith Shop - The Museum at Lisle Station Park
- ▶ Saturday Dec. 5, 3pm to 8pm
- ▶ Sunday Dec 6, 11am to 4pm
- ▶ Could still take place. The Park District is holding off a decision to confirm or cancel until September 1. If necessary there will be plenty of time to circulate a sign-up list for two hour shifts on that Saturday and Sunday in December.
- ▶ For the benefit of new members, Windy City members are the demonstrators on five old lathes in the Blacksmith Shop at The Museum at Lisle Station Park. The park is operated under the cooperation of the Village, the Park District, and the Lisle Heritage Association. It is located just north of the Village Hall in downtown Lisle.
- ▶ Contact: Don Johnston



Windy City - Lisle Heritage Society

Christmas Ornament


- ▶ Since 2015 Windy City has supported this annual ornament event. We have produced a Snowman Head with Top Hat, a Hot air Balloon, a Christmas Bell, and last year a Snow Woman. (2018 was a gas pump which wasn't turned, so our involvement was limited.) We typically distribute kits and 'Story Sticks' to lots of Windy City members to accumulate 150 'identical' turnings. The Woman's Guild of the Heritage Society decorates the ornaments.
- ▶ Discussions about the ornament for 2020 started before we saw the impact of Covid 19. We continued discussions not knowing whether the ornament would be for 2020, 2021, or combined 2020/2021. Since a significant number of ornaments are typically sold at Depot Days (which is now cancelled) we're beginning to favor 2020/2021.
- ▶ Under the circumstances we selected an ornament which didn't require the involvement of multiple Windy City members. The selected product includes both woodworking and woodturning which has been completed and handed over to the Woman's Guild. Of course it is a secret until completed and offered for sale. But rest assured it includes turning, and Windy City participation with no Covid 19 violations.

Windy City - Lisle Heritage Society Christmas Ornament

- ▶ Contact: Don Johnston



Appendix

- ▶ 2020 Board Of Directors
 - ▶ 2020 Committee Descriptions
 - ▶ Windy City YouTube Channel
 - ▶ AAW Trial Membership
- 

2020 WCWT – Officers

President - Jason Clark

jclark58@gmail.com

Vice-President - Peter D'Attomo

zorro4122@yahoo.com

Treasurer - Nick Page

nicklpage@sbcglobal.net

Secretary/Editor - Mark Dreyer

mg_dreyer@yahoo.com



WCWT 2020 Committee Volunteers

- ▶ **Photography - Dave Burke**

- ▶ Photograph club activities and events and make those photos available for the monthly presentation, club newsletter, email, website, and other forms of communication. Help maintain the club photo roster.



- ▶ **Webmaster - Rich Rohrback**

- ▶ Develop/maintain/update WCWT website and domain. Demonstrator schedule, photos, newsletter and other updates as required. If you have interest in this position please let us know.



- ▶ **Events- Don Johnston**

- ▶ Help coordinate and organize club events and activities including but not limited to Depot days, Once upon a Christmas, Rockler/Woodcraft events, ornament turning. Seek out opportunities for the club to further our mission to promote and educate the public about WCWT and woodturning in general.



WCWT 2020 Committee Volunteers

▶ **Raffle– Richard Nye**

- ▶ Source wood, tools, and woodturning related accessories from various sources including donations, discounts, and purchases to be used for the monthly raffle. Raffle tickets are sold at the beginning of each meeting and items are raffled off at the middle of the meeting. Proceeds from the raffle go back to the club to offset club expenses and to fund the raffle itself. Certain item(s) may require multiple months of selling tickets in order to cover the costs of the item(s) and provide adequate profit to the club. Receipts for items that have been purchased are expected to be provided to the treasurer whenever possible so that the purchases can be balanced against the raffle line item in the budget.



▶ **A/V – Bob Bergstrom/Mark Jundanian**

- ▶ Research and make recommendations on audio/video decisions and purchases based on the club needs, bearing in mind possible future uses including remote video purchases and the ability to record demonstrations. Setup and run audio and video equipment at club meetings and presentations. Projector, screen, cameras, audio, and software. Recommendations should account for capabilities now and in the future, budget, and storage limitations.



▶ **Library- Rich Hall-Reppen**

- ▶ Organize and maintain the club's stock of books, magazines, DVDs, and other materials. Maintain records of items that have been borrowed by club members. Source additional/replacement materials for the library within the budget assigned. Provide relevant article about available library material for monthly newsletter.



WCWT YouTube Channel



1:43:46

20 Years of Turning Pens

43K views • 3 years ago



1:13:53

**TURNING NATURAL EDGE
BOWLS CLEANLY**

21K views • 2 years ago



35:58

**Ideas with Inside Out
Turnings with Andy Kuby**

16K views • 7 months ago



1:00:46

**Turning a hollowed
Christmas ornament with...**

3.5K views • 1 year ago



1:08:24

Duel Bowl Gouge Cuts

3.5K views • 2 years ago



44:08

**Inside Out Ornaments with
Andy Kuby**

2.4K views • 1 month ago

WCWT YouTube Channel



Turning a inlay in a inlay in a inlay

2.2K views • 1 year ago



TURNING A BOX WORTH ITS "SALT"

1.9K views • 1 year ago



Easy Finish for Pens, Bottle Stoppers and Boxes

1.9K views • 1 year ago



Easy threading of boxes and lids

1.5K views • 1 year ago



Designing and Turning Plates and Platters

1.4K views • 2 years ago



Turning End Grain Lidded Boxes

1K views • 2 years ago

WCWT YouTube Channel



Dick Sing talks about his Sing Finishes

979 views • 3 years ago



Bowl turning 101 with Jason Clark

919 views • 11 months ago



WAYS OF MOUNTING WOOD BLANKS

784 views • 3 years ago



SPIRAL BOXES BY JASON Clark

733 views • 2 years ago



Different Cuts for Different Forks

693 views • 2 years ago



Turning a Turner's Star in Colored Resin

568 views • 4 weeks ago

WCWT YouTube Channel



Using a Vacuum Chuck

581 views • 1 year ago



3 Major Bowl Grinds for the Interior of bowls.

545 views • 5 months ago



Using Spindle Gouges on Bowls

538 views • 2 years ago



Texturing and Chattering Wood Surfaces

540 views • 1 year ago



Threading Resin on Boxes

512 views • 7 months ago



Secrets of Successful Texturing on Platters and...

471 views • 3 months ago

WCWT YouTube Channel



39:43

Beautiful Braclets from the lathe

459 views • 1 year ago



18:20

Pushing Iridescent Paint on Bowl Rims


395 views • 1 year ago



0:56

Lubricate the coring groove!

328 views • 1 year ago



35:45

CUTTING THE INTERIOR LOWER THIRD OF A BOWL...

319 views • 1 year ago



43:27

Eccentric Turning With Clint Stevens

313 views • 4 months ago



44:26

Analyzing the Skew

293 views • 3 years ago

WCWT YouTube Channel



34:09

Roses for a Pretty Lady

199 views • 1 month ago



1:12:16

Replicating Spindle Turnings

192 views • 2 years ago



44:03

ANDY KUBY DEMOS THREADING ON VESSELS

192 views • 1 year ago



28:48

Casting Resins with Greg Bonier

162 views • 5 months ago