



# Windy City Woodturners

## What's In This Issue

- [Message From Marie](#)
- [Basic WCW](#)
- [Events](#)
- [Appendix](#)



**Volume 32**  
**Issue 2**  
**February 2021**

# Message From Our President



**Contributor : Marie Anderson**

Hello fellow WCWT members (and soon to be – RE-members – in case you haven't re-upped your membership that is a hint...lol). As I mentioned at last month's meeting, I have agreed to a bribe...wait, that's probably not the best thing to write here. Let me re-phrase. I am offering a bribe...nope, that's just as bad. OK, here's the scoop. In order to entice you all to renew your membership before the February meeting, I am donating two gifts which will be given away at the February Zoom meeting via a live random drawing during the meeting. Your name will be included in the first drawing if you renewed your membership before the January 19<sup>th</sup> meeting. AND, your name will be included if you renew before the February 16<sup>th</sup> meeting (For clarity you can only win one of the prizes but you early birds will have 2 chances to win.) You will have to attend the meeting February 16<sup>th</sup> to see the prize(s).

Thank you to everyone who joined us for the first "Mid Month Check in" and to Nate Wick who came up with several good name suggestions for this check in event. One of the perks of coming up with a new program allows me (or at least I am taking) the liberty of choosing the new name from the suggestions received. So, the newly minted name for this check in is "The Banjo Sessions" – so named because it covers a multitude of things that happen between the Head and Tail stock. I am excited to report that we had 17 members and 2 guests attend our inaugural event. The agenda included several short demonstrations and good conversation that led to a couple of excellent topics for the next Banjo Session which will take place on March 2<sup>nd</sup> between 6-7pm (see brief summary later in the newsletter).

# Message From Our President



Last month I challenged you all to create something this month based on just two words and bring it to the February meeting - The two words were “Red Truck”. If you have not already done so, get to your lathe and come up with a project based on these two words. There is no prize for this challenge. It is just that, a challenge. The idea is to give you a reason to get to your lathe and create something. I am sure you all will come up with some interesting stories to go with your projects. Remember, part of the challenge is coming up with a story that explains how your project relates to the inspiration words. You will be invited to share your projects and stories at the meeting. I will also unveil the next set of inspiration words at the meeting.

(If you find that turning something based on two words is not the kind of thing that inspires you, please consider turning something to donate for Empty Bowls, Beads of Courage Boxes or Pens for troops. These are worthy causes and your donation truly makes a difference.)

I have received some great ideas from members over the past several weeks. I appreciate the input and enjoy the conversations with each of you. I encourage each of you to reach out if there is something that you would like to see for a demonstration or something you need help with or if you just want to chat. I’m always up for talking turning!

# Message From Our President

There are a lot of opportunities for you coming up. If you have not jumped on the virtual bandwagon, let me tell you, you are missing the boat! The quality of these presentations is sometimes better than in-person demonstrations because the demonstrator shows you exactly what he or she wants you to see. There is also a wide variety of these Interactive Remote opportunities. This includes IR-D (demonstrations); IR-P (presentations - not necessarily live demonstrations, could be panel discussions, artist journeys, art shows etc); IR-I (Interviews - interviews with various well known turners or suppliers); IR-C (Classes - short or on-going group hands on classes) and of course the IR-M (meetings). Personally I am really enjoying all these new learning opportunities. If you are hesitating because you just don't know how the technology works, please feel free to call me. I will be happy to walk you through the process.

I will leave you with the following upcoming schedule: February 16<sup>th</sup>, our club night demonstrator will be Mark Dreyer turning rings. February 20<sup>th</sup>, WIT Presents: Sally Burnett our first international presenter (you must register on the AAW website no later than February 19<sup>th</sup> at noon). Coming in March, CWT will host Nick Agar for a virtual demo on March 13<sup>th</sup> there will be a nominal fee to attend this very inspiring class. My apologies that details are not available as of this writing.

Hope to see you at Tuesday's meeting!

Until then, get out to your shops and create something!

Marie





# The Banjo Sessions

The Banjo Sessions on March 2nd 6-7pm CST will include the topics of

Form, please plan to have a bowl that you believe might need some improvement on the form.

“Design opportunities” - those little oops’ things that happen, bring something that didn’t turn out quite the way you planned and how you “saved” it.

If there is time, we will continue the demonstration about adding texture to your work.

Please note, this is not a complete chapter meeting, we will keep it to just 1 hour in length and you are encouraged to join in the conversations. The Banjo Sessions may include short demonstrations, discussions on design topics, new product demonstrations/reviews; and other interesting topics. We will have different topics monthly and may continue topics from month to month if there is interest. Hope you can join us on March 2nd for the Banjo Sessions.




# 2021 Dues Are Due

- ▶ Remember That Your Dues Are Due For 2021
- ▶ If You Have Not Paid Yet
  - Individual Dues Are \$25
  - Family Membership \$40
- ▶ Make out checks for 2021 dues made out to  
**Windy City Woodturners**
- ▶ Send them as follows:  
Nick Page  
670 Welch St  
Gilberts IL. 60136

# 2021 Dues Are Due – From Nick

- ▶ "It has been a tough year for all clubs so as a thank you for renewing your membership before the January 19th club meeting, anyone who renews before the meeting will have their name included in a drawing and have the opportunity to win a priceless work of wood-turned art by your new club president. As she says, it's priceless because she refused to put a price on it."
- ▶ Fellow Club Members, we as a wood turning club have a lot of things coming up this year that will benefit your wood turning.
  - Virtual meetings and demos by Zoom,
  - meetings at the Lisle Park District when they open the doors
  - Manufacturers and Suppliers Demos of product.
- ▶ Therefore, I am asking you to continue your membership for 2021.
- ▶ Send a check made out to Windy City Wood Turners and send it to


Nick Page, Treasurer  
670 Welch St  
Gilberts IL. 60136



# January Meeting 2021



*Thank  
You*





# February Meeting – Mark Dreyer

- ▶ I warned you – we need demonstrators
- ▶ Mark will take you through his journey into starting ring making. Plans to make a traditional ring and an inlay ring.

**Gallery Review**  
**John Dillion**



# New WCWT Website

- ▶ [windycitywoodturners.com](http://windycitywoodturners.com)
- ▶ Your comments are welcome
- ▶ Contact: [mg\\_dreyer@yahoo.com](mailto:mg_dreyer@yahoo.com)

The screenshot shows the homepage of the Windy City Woodturners website. The header features the club's logo on the left and right, and the name "Windy City Woodturners" in a stylized font in the center. Below the header is a navigation menu with links for Home, Club Details, Meetings, Gallery, Education, and Events. The main content area is divided into three columns. The left column contains information about a club event "Once Upon A Christmas" on Dec 5 & 6, 2020, and a cancelled non-club event "Turn On! Chicago" on July 24 - 26, 2020. The middle column features the club's mission statement, meeting information (3rd Tuesday of each month, 7:00 PM - 9:30 PM, Lisle Park District Building, 1925 Ohio Street, Lisle Illinois, Multipurpose room #4), and a demo by Harvey Meyer for the September meeting (9/15). The right column details the next meeting on 9/15/2020, featuring a "Square Platter" demo by Harvey Meyer. The website also includes decorative woodturning images and a gallery review section at the bottom.

**Windy City Woodturners**

Home Club Details Meetings Gallery Education Events

**Club Event**  
Once Upon A Christmas  
Dec 5 & 6, 2020

**Windy City Woodturners**

**Non-Club Event**  
Cancelled - Turn On! Chicago  
July 24 - 26, 2020

**TURN-ON!**  
CHICAGO

**Windy City Woodturners Mission**

The Windy City Woodturners Club provides a forum for sharing, learning, fellowship and service. Our primary objective is to assist members continuously improve their knowledge and abilities in woodturning.

**Meetings**

Meetings are on the 3rd Tuesday of each month  
7:00 PM - 9:30 PM  
Lisle Park District Building  
1925 Ohio Street, Lisle Illinois  
Multipurpose room #4

**Harvey Meyer Demo**  
Windy City Woodturners September Meeting (9/15)

**Next Meeting**  
9/15/2020

**Harvey Meyer**

**Square Platter**

In this demo I'll turn a square platter. First, I'll ensure the blank is perfectly square and then I'll find the exact center. I'll mount the blank and concentrate on the back of the platter. I'll define a tenon and then shape the back of the platter making sure to have a pleasing convex profile. Then I'll turn it around, holding by the tenon, to turn the front side. I'll work from the corners toward the center, being careful to keep all 10 fingers on my hands.

Gallery Review:

# Newsletter Needs Your Help

- ▶ If you are involved in any demos, activities, or events that you would like to share with the group – please let me know
- ▶ We need
  - The activity / event
  - Location
  - Dates and time
  - Brief description
- ▶ Send this to [mg\\_dreyer@yahoo.com](mailto:mg_dreyer@yahoo.com) and I promise I will get it in the next newsletter



# WCWT – The Basics

- ▶ Next Meeting: February 16, 2021 (Virtual)
- ▶ Meetings are on the 3rd Tuesday of each month
- ▶ 7:00 PM - 9:30 PM
- ▶ ZOOM – Get the app  
(<https://zoom.us/download>)
- ▶ ~~Lisle Park District Building~~
  - ~~1925 Ohio Street~~
  - ~~Multipurpose Room #4~~



# Call For Demonstrators



- ▶ Want to help out?
- ▶ Tell the world (or at least the club) about your talent and adventures?
- ▶ Maybe just what you have learned recently?
- ▶ **WE NEED YOUR HELP – VOLUNTEER TO DEMO**
- ▶ Contact
  - Mark Dreyer – I will forward to Nate

**This Is Your Club – Please Help Out**



# Events You Should Know About





# WIT Presents – February

- ▶ WIT Presents: Sally Burnett
- ▶ The date will be February 20th and registration will be open about 2 weeks before the event.



# WIT Update

- ▶ The 2020 Virtual WIT eXchange collaboration included 62 women from 7 countries who worked in teams of 3 or 4 and created 20 projects. These women created their projects from a randomly selected pair of words consisting of a noun and a modifier. The in person exchange had been cancelled due to CoVid but by the end of August the WIT Committee had learned enough about doing things remotely that we decided to take the eXchange virtual. Within a very short time, we had inquiries from around the world and we knew this was going to be something special. The teams were formed and the collaboration was on. We all learned quite a bit about technology, more about shipping (not ever a good thing to deal with around the holidays, but this year was a real challenge), met new friends, pushed ourselves out of our comfort zones and in the end were very proud of what we each accomplished. This experience greatly expanded the WIT community and in a time when we needed it most, it gave many of us a push to get out into the shop and create something. Interestingly, the concept has caught on and there are several clubs that have decided to use the inspiration word idea to challenge their members each month. It's fun to see how the projects end up so different based the same two words and our own creative process. If you missed the 2020 Virtual WIT eXchange presentation of projects on January 16th it is now available for viewing on the WIT Page of the AAW website.
- ▶ [https://woodturner.org/Woodturner/WIT/WIT-Home-Page.aspx?WebsiteKey=c9100f02-c77e-4177-a9bc-7d3eb0216238&hkey=7f6a65b2-ec98-472f-a7b6-2ac573f7258d&New\\_ContentCollectionOrganizerCommon=9#New\\_ContentCollectionOrganizerCommon](https://woodturner.org/Woodturner/WIT/WIT-Home-Page.aspx?WebsiteKey=c9100f02-c77e-4177-a9bc-7d3eb0216238&hkey=7f6a65b2-ec98-472f-a7b6-2ac573f7258d&New_ContentCollectionOrganizerCommon=9#New_ContentCollectionOrganizerCommon)

# WIT Update

- ▶ Upcoming: WIT Presents: Sally Burnett is scheduled for February 20, 2021. Registration should be open around February 10th. Sally is an accomplished woodturner based in the UK. She will give us some insight on her creative journey and as with other WIT Presents presentations there will be a Q & A period and possibly a tour of her workspace. If you are not familiar with Sally's work, you can visit her facebook page here:
  - ▶ <https://www.facebook.com/SallyBurnettWoodArtist/>
- ▶ Also, if you have missed any of the previous WIT Presents events, they are archived on the WIT page of the AAW website which can be found here:
  - ▶ [https://woodturner.org/Woodturner/WIT/WIT-Home-Page.aspx?WebsiteKey=c9100f02-c77e-4177-a9bc-7d3eb0216238&hkey=7f6a65b2-ec98-472f-a7b6-2ac573f7258d&New\\_ContentCollectionOrganizerCommon=9#New\\_ContentCollectionOrganizerCommon](https://woodturner.org/Woodturner/WIT/WIT-Home-Page.aspx?WebsiteKey=c9100f02-c77e-4177-a9bc-7d3eb0216238&hkey=7f6a65b2-ec98-472f-a7b6-2ac573f7258d&New_ContentCollectionOrganizerCommon=9#New_ContentCollectionOrganizerCommon)

# Other News – AAW Omaha

- ▶ If you are going to attend the AAW Symposium in Omaha and are interested in volunteering as a videographer you need to complete the application no later than February 15th. If you are chosen as a videographer you will receive free admission to the symposium which is a large incentive (you will still have to pay for travel and housing). You do not get to choose who you will be videographer, but it is a very rewarding job and they will need assistance, so please consider volunteering!
- ▶ Finding Center - AAW exhibition for the Omaha Symposium - entries are due by March 15th - see AAW website for more information  
here: <https://woodturner.org/Woodturner/Events/Calls-for-Entries/Woodturner/Events/Calls-for-Entries.aspx?hkey=ec198405-f7a4-4e3b-8627-bec99a5ad10e>

# AAW

## AAW Presents: John Beaver, Wave Bowls

When: Feb 27, 2021 from 3:00 PM to 5:00 PM (ET)

For the first piece, John will take a block of wood, cut it apart, add a contrasting wood to create the wave, and show you how to put it back together keeping the grain aligned. With a bandsaw, a few clamps and basic turning tools, this is a project you'll be able to go home and do yourself.

The second piece will be a protruding wave bowl from a rough turned bowl. For this piece, John will use his custom jig to cut a turned bowl into pieces. He'll then modify the elements and put it all back together. This piece has a higher skill level but there are many tricks that may help you with some of your own designs.

### Additional tricks you'll learn:

- Safe ways to cut a round bowl on a bandsaw with almost any angle, and put it back together keeping the walls and grain aligned perfectly.
  - How to bend wood in a microwave oven, which is interesting and has many fun applications.
  - How to precisely turn a bowl smaller keeping the proportions exact.
- Most importantly, John hopes you will be able to use these ideas and tips to change and improve your own designs.

**Demonstrator:** [John Beaver](#)

**Skill level:** Any skill level

**Cost:** \$10 for AAW members, \$15 all others

Register Now

Download to Your Calendar

## Contact

AAW Member Services

651-484-9094

[memberservices@woodturner.org](mailto:memberservices@woodturner.org)



# PenMakers International MPG

- ▶ April 24 and 25 – Virtual Symposium
- ▶ Registration Begins Next Week
- ▶ \$35 – All In
  - 15 Demonstrators
  - Dozens Of Extra Videos
  - Vendors
- ▶ All videos pre-recorded and available for 30 days after



***A Masters Degree In Pen Making***



# MidwestPenturnersGathering.com

- ▶ All About Casting
- ▶ Using The NeJe Laser
- ▶ Polymer Clay Blanks
- ▶ Kitless On A Metal Lathe
- ▶ Turning Using Carbide Tools
- ▶ Sales And Marketing
- ▶ Stabilization
- ▶ Beall Pen Wizard
- ▶ Using a 3D Printer In Pen Making
- ▶ From Beginner To Professional In 90 Minutes
- ▶ Pen Kit Modifications
- ▶ Turning a Closed End All Wood Executive Pen Using a Grabber Mandrel
- ▶ Color Casting

# Classifieds




# Rikon 14" Deluxe Model 10-325

- ▶ I recently upgraded my shop with 220V, upgraded to a new bandsaw and am putting my Rikon 14" Deluxe Model 10-325 bandsaw up for sale. The Rikon has a 1.5HP motor, Blade length 111" and supports blade width 1/8" to 3/4".
- ▶ The upper and lower guides have been upgraded to Carter guides, and we recently replaced the bandsaw tires. It will come with about 4 spare blades, spare bearings, extra zero-clearance inserts and owner's manual. The motor works and it runs well, although it does need good tune-up and alignment.
- ▶ Asking \$350 OBO.
- ▶ Contact
- ▶ Dawn Herndon-Charles
- ▶ dcharlesster@gmail.com
- ▶ 630.842.8561

*More Pictures On  
Next Page*



# Rikon Band Saw



# Member Contributions

- ▶ From: Richard Rohrback
- ▶ Since I have recently been turning spalted wood I found this article very interesting and informative.
- ▶ <https://www.peaceriverwoodturners.org/resources/Documents/UNIQUE%20TECHNIQUES/Spalted%20Wood%20Safety.pdf>



# 2021 WCWT – Officers

**President** – Marie Anderson  
danmar12@yahoo.com

**Vice-President** - Nathan Wick  
nwick@sbcglobal.net

**Treasurer** - Nick Page  
nicklpage@sbcglobal.net

**Secretary/Editor** - Mark Dreyer  
mg\_dreyer@yahoo.com





# WCWT 2021 Committee Volunteers

- ▶ **Photography - Dave Burke**

- ▶ Photograph club activities and events and make those photos available for the monthly presentation, club newsletter, email, website, and other forms of communication. Help maintain the club photo roster.



- ▶ **Webmaster - Rich Rohrback**

- ▶ Develop/maintain/update WCWT website and domain. Demonstrator schedule, photos, newsletter and other updates as required. If you have interest in this position please let us know.



- ▶ **Events- Don Johnston**

- ▶ Help coordinate and organize club events and activities including but not limited to Depot days, Once upon a Christmas, Rockler/Woodcraft events, ornament turning. Seek out opportunities for the club to further our mission to promote and educate the public about WCWT and woodturning in general.



# WCWT 2020 Committee Volunteers

- ▶ **Raffle– Richard Nye**

- ▶ Source wood, tools, and woodturning related accessories from various sources including donations, discounts, and purchases to be used for the monthly raffle. Raffle tickets are sold at the beginning of each meeting and items are raffled off at the middle of the meeting. Proceeds from the raffle go back to the club to offset club expenses and to fund the raffle itself. Certain item(s) may require multiple months of selling tickets in order to cover the costs of the item(s) and provide adequate profit to the club. Receipts for items that have been purchased are expected to be provided to the treasurer whenever possible so that the purchases can be balanced against the raffle line item in the budget.



- ▶ **A/V – Bob Bergstrom/Mark Jundanian**

- ▶ Research and make recommendations on audio/video decisions and purchases based on the club needs, bearing in mind possible future uses including remote video purchases and the ability to record demonstrations. Setup and run audio and video equipment at club meetings and presentations. Projector, screen, cameras, audio, and software. Recommendations should account for capabilities now and in the future, budget, and storage limitations.



- ▶ **Library- Rich Hall-Reppen**

- ▶ Organize and maintain the club’s stock of books, magazines, DVDs, and other materials. Maintain records of items that have been borrowed by club members. Source additional/replacement materials for the library within the budget assigned. Provide relevant article about available library material for monthly newsletter.



# WCWT YouTube Channel



1:43:46

20 Years of Turning Pens

43K views • 3 years ago



1:13:53

TURNING NATURAL EDGE  
BOWLS CLEANLY

21K views • 2 years ago



35:58

Ideas with Inside Out  
Turnings with Andy Kuby

16K views • 7 months ago



1:00:46

Turning a hollowed  
Christmas ornament with...

3.5K views • 1 year ago



1:08:24

Duel Bowl Gouge Cuts

3.5K views • 2 years ago



44:08

Inside Out Ornaments with  
Andy Kuby

2.4K views • 1 month ago



# WCWT YouTube Channel



57:18

Turning a inlay in a inlay in a inlay

2.2K views • 1 year ago



42:18

TURNING A BOX WORTH ITS "SALT"

1.9K views • 1 year ago



21:46

Easy Finish for Pens, Bottle Stoppers and Boxes

1.9K views • 1 year ago



42:00

Easy threading of boxes and lids

1.5K views • 1 year ago



1:34:34

Designing and Turning Plates and Platters

1.4K views • 2 years ago



47:16

Turning End Grain Lidded Boxes

1K views • 2 years ago

# WCWT YouTube Channel



Dick Sing talks about his Sing Finishes

979 views • 3 years ago



Bowl turning 101 with Jason Clark

919 views • 11 months ago



WAYS OF MOUNTING WOOD BLANKS

784 views • 3 years ago



SPIRAL BOXES BY JASON Clark

733 views • 2 years ago



Different Cuts for Different Forks

693 views • 2 years ago



Turning a Turner's Star in Colored Resin

568 views • 4 weeks ago



# WCWT YouTube Channel



Using a Vacuum Chuck

581 views • 1 year ago



3 Major Bowl Grinds for the Interior of bowls.

545 views • 5 months ago



Using Spindle Gouges on Bowls

538 views • 2 years ago



Texturing and Chattering Wood Surfaces

540 views • 1 year ago



Threading Resin on Boxes

512 views • 7 months ago



Secrets of Successful Texturing on Platters and...

471 views • 3 months ago



# WCWT YouTube Channel



39:43

Beautiful Braclets from the lathe

459 views • 1 year ago



18:20

Pushing Iridescent Paint on Bowl Rims


395 views • 1 year ago



0:56

Lubricate the coring groove!

328 views • 1 year ago



35:45

CUTTING THE INTERIOR LOWER THIRD OF A BOWL...

319 views • 1 year ago



43:27

Eccentric Turning With Clint Stevens

313 views • 4 months ago



44:26

Analyzing the Skew

293 views • 3 years ago

# WCWT YouTube Channel



34:09

## Roses for a Pretty Lady

199 views • 1 month ago



1:12:16

## Replicating Spindle Turnings

192 views • 2 years ago



44:03

## ANDY KUBY DEMOS THREADING ON VESSELS

192 views • 1 year ago



28:48

## Casting Resins with Greg Bonier

162 views • 5 months ago