



Windy City Woodturners

What's In This Issue

- [Message From Marie](#)
- [Basic WCW](#)
- [Events](#)
- [Appendix](#)



Volume 32
Issue 4
April 2021

Message From Our President

Contributor : Marie Anderson



Greetings everyone!

Can you feel it? Have you noticed? It's true, the days are getting longer! The trees are budding out, the flowers have started to bloom and just today (April 5th) Dan cut our grass for the first time this season. As we enjoy the beginning of another spring, I find myself uplifted and inspired to try some new things. I'm thinking about all the new growth and how I can translate some of these thoughts into woodturnings. Hopefully I will be able to show you the prototypes at the next meeting, (no guarantees, on getting them finished) but rest assured that you may have just read part of the story for my entry into this month's word pair inspiration challenge. In case you have forgotten the words are "Storied Surprise". I'm looking forward to seeing what you've created for this challenge too!

Message From Our President



Some of you may have had a visit from the Easter Bunny this month. He is full of surprises and I think it might be contagious because this Club, has also had some surprises this month. Have you seen the most recent issue of the American Woodturner? Let's just say, Chicago is well represented (not going to ruin the surprise, go read it!!). Club member Mark Jundanian received a surprise when he was informed that one of his pieces was juried into the AAW members exhibition "Finding Center". Dick Sing will do his first Interactive Remote (surprise!) presentation this month (see the brief description of this month's demo a bit later in this edition). If you missed it, there was a very surprising video from Linda Ferber that was published just last week about a new product called "Dip & Grind" Wait! What?? (Check it out on youtube <https://m.youtube.com/watch?v=u0NlrR4XAYk> .) VERY surprising! It is also surprising to realize that we made it to April already! Of course, you know what that means...the first ever Virtual Midwest Pen Gathering symposium is just a few weeks away! (See details later in the newsletter).

Message From Our President



Personally, I was surprised when an old friend showed up at my house (unannounced) to drop off a large stash of wood and then he tells me that he is moving (in under 2 weeks) to Florida. I have already gifted some of it to a new turner. Some has been designated for empty bowls, and some will most likely show up at the WCWT garage sale in September (hopefully) or be added to the Raffle when we finally get back together in person.

For me, the biggest surprise was finally getting a call asking if I was available (right then) to come get a Co-Vid shot. I was on the list but never expected to get a call. Someone else cancelled and they needed a fill in person. Bingo! I hope some of you have also been pleasantly surprised in this way.

Yes, this spring is looking up. I suggest you use some of the extra hour we have been gifted with to get out into your shop and create something! It's good for your soul! See you all on the 20th! Marie

May Banjo Session

- ▶ May 4, 2021
- ▶ 6 – 7 pm
- ▶ Virtual Session
- ▶ Topics



April Presidents Challenge

- ▶ Storied Surprise
- ▶ Let's See 'Um




2021 Dues Are Due

- ▶ Remember That Your Dues Are Due For 2021
- ▶ If You Have Not Paid Yet
 - Individual Dues Are \$25
 - Family Membership \$40
- ▶ Make out checks for 2021 dues made out to
Windy City Woodturners
- ▶ Send them as follows:
Nick Page
670 Welch St
Gilberts IL. 60136

2021 Dues Are Due – From Nick

- ▶ "It has been a tough year for all clubs so as a thank you for renewing your membership before the January 19th club meeting, anyone who renews before the meeting will have their name included in a drawing and have the opportunity to win a priceless work of wood-turned art by your new club president. As she says, it's priceless because she refused to put a price on it."
- ▶ Fellow Club Members, we as a wood turning club have a lot of things coming up this year that will benefit your wood turning.
 - Virtual meetings and demos by Zoom,
 - meetings at the Lisle Park District when they open the doors
 - Manufacturers and Suppliers Demos of product.
- ▶ Therefore, I am asking you to continue your membership for 2021.
- ▶ Send a check made out to Windy City Wood Turners and send it to

Nick Page, Treasurer
670 Welch St
Gilberts IL. 60136



March Meeting

- ▶ We won't have a club night demo
 - This will give us more time to discuss club business
 - More time for a gallery review
 - More time to socialize
- ▶ But that does not mean March has no demos
 - **Nick Agar** demo the Saturday (3/13) before our club meeting will replace our club night demo



April Meeting (A Must See)

- ▶ Dick Sing on Chucks
 - A fascinating history of chucks and the evolution
 - His take on modern chucks
 - A complete step-by-step guide of clean up and assembly
- ▶ Don't miss this one...



May Meeting

- ▶ Alex Snodgrass Bandsaw Tune Up
- ▶ Whether you have a bandsaw gathering dust in the corner of your workshop or you're contemplating your next big tool purchase. Sitting in on the Bandsaw Clinic will be an informative hour that you just might come away from with the information to make your bandsaw or future bandsaw your favorite tool.



May Meeting



May 18th's virtual demonstration will be from Alex Snodgrass, for those of you that may have not heard of Alex before, he is considered the guru of Band saws. He has been working with band saws for over 30 years and holds many band saw related patents. Working with Powermatic and Carter Products he has helped develop Carter's Band Saw Stabilizer[®], Quick Release[®] and the F.A.S.T. Fence Alignment System[™]. During his presentation he will be going over how to tune up your band saw, working through proper alignment and tensioning of a blade, properly setting up and using the blade guides. At the end of the set up Alex will be demonstrating how efficiently he can make a reindeer using a band saw. It is definitely something you do not want to miss.

June Meeting

- ▶ The Chainsaw
- ▶ Details To Come



September Meeting

Kimberly Winkle – Milk Paint

Kimberly Winkle is a maker who creates furniture and objects using wood and paint; her work displays a balance of form, color and surface pattern. She has exhibited nationally and internationally, including SOFA Chicago, Wanted Design NYC and the Architectural Digest Home Show. Her work has been included in a number of publications, including *Fine Woodworking*, *Woodworker*, and *Woodworker West* magazines and the books 500 Tables, 500 Chairs, Fine Woodworking Design Book 8, among others. Winkle has completed several artist residencies, including the International Turning Exchange (I.T.E.) at the Center for Art in Wood in Philadelphia, the Windgate Artist Residency at State University New York (SUNY) Purchase, Haystack Mountain School of Crafts, Vermont Studio Center and at the Appalachian Center for Craft. She has been awarded 4 Niche awards, a State of Tennessee Individual Artist Award in 2011 and the Society of Arts and Crafts (Boston) John D. Mineck furniture fellowship in 2014.



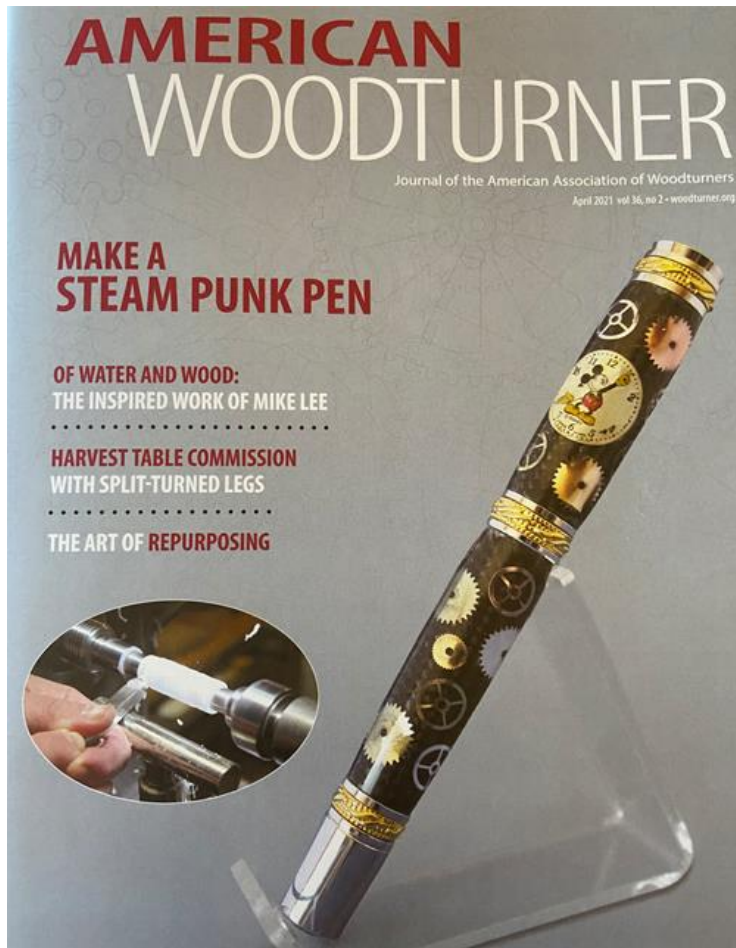
September Meeting

Kimberly Winkle – Milk Paint

Winkle is a Professor of Art and Director of the School of Art, Craft & Design at Tennessee Technological University. She holds a Bachelor of Fine Art in Ceramics from the University of Oklahoma and a Master of Fine Art in Furniture Design from San Diego State University. Her workshop teaching experience includes, Haystack Mountain School of Crafts, Penland School of Crafts, Arrowmont School of Arts and Crafts, Anderson Ranch Art Center, The Center for Furniture Craftsmanship, John C. Campbell Folk School and the Appalachian Center for Craft.



AAW Magazine – WCWT Represents



- **Cover and Featured Article**
 - Mark Dreyer
- **Beads Of Courage**
 - Al Miotke
- **Empty Bowls**
 - John Dillon
 - Marie Anderson
- **WIT Exchange**
 - Dawn Herndon–Charles
 - Cindy Sing
 - Marie Anderson
 - Sandy Mclain Hochmuth

April WIT Presents on April 10th

The Women in Turning committee is happy to host Barbara Dill as the April WIT Presents presenter on April 10th. You must register by noon on April 9th to attend. If you missed the live version, a recording will be posted within a week after the live presentation on the AAW website WIT page. I am happy to announce that WIT will be hosting Woodturner, author, artist and teacher, Judy Ditmer on May 8th. Registration will be open shortly after the April presentation. The 2021 Virtual WIT eXchange has officially started. Teams and inspiration words have been chosen. The teams are busy meeting and deciding how to create their projects. The eXchange participants will have until June 11th to complete their projects including a speed talk presentation their process. The 2021 Virtual WIT eXchange presentation take place on June 19th via Zoom. You are all invited to view this eXchange.



FOX VALLEY GALLERY OF WOOD

Batavia Boardwalk Shops
114 E. Wilson St. #12, Batavia, IL. 60510
foxvalleygalleryofwood@gmail.com
Fox_Valley_Gallery_of_Wood



Welcome to the Fox Valley Gallery of Wood located in Batavia, IL. You are invited to become a resident artist and provide your original woodturning and woodworking items for sale in the gallery.

FOX VALLEY GALLERY OF WOOD


The Gallery will be accepting fine woodturning and woodworking items by appointment and you may contact any of the owners or email foxvalleygalleryofwood@gmail.com to schedule an appointment or with any questions you may have. The Gallery has a written consignment policy with details of the sales agreement.

The Gallery is located in the Batavia Boardwalk Shops (10 shops) retail area in downtown Batavia and will be open from May 28, 2021 through December 19, 2021. Hours of operation are Friday 10 a.m. – 7 p.m., Saturday 9 a.m. – 4 p.m., Sunday 12 p.m. – 4 p.m. The Gallery has a small footprint of 12' x 12' so space is somewhat limited, however, the Gallery is committed to offering our customers a wide-range of primarily wood-turned items or specialty woodworking items.

All interested parties should submit photos and descriptions of their work to the Gallery prior to May 1, 2021 at the email listed above. Preliminary pricing information should be included with each piece of artwork submitted.

The Gallery will evaluate the submittals, and will make a determination, in approximately Mid-May as to which items will be included in the initial offerings. All submittals not chosen in the initial round will be considered as space in the Gallery becomes available.

Thanking you in advance for your consideration. Opportunities to sell our wood-turned items are somewhat limited and this could be a great opportunity for many of our woodturning friends to enter a retail space.



Heritage Society Christmas Ornament

Contributing Member: Don Johnston

The Corona Virus was responsible for a lot of cancellations in 2020, but not the 39th annual Lisle Heritage Society Christmas Ornament. When a skeleton committee met last spring in a Lisle park to talk ornaments, it was clear that we couldn't rely on Windy City meetings for production. We needed to skip a year or pick a design that would be simple to produce. Given 38 years of continuous history, there was a strong push produce #39 in the year it belonged. (Windy City has produced the turned forms for ornaments 34, 35, 36, and 38 starting in 2015.)

We decided on a small barn with silo pictured here. This design was selected because the shape and components were simple to produce. And historically there were many such barns on small farms in and around Lisle. We didn't require a lot of "manufacturers" to make 150 blanks. Fred Filipiak (a Heritage member) ripped gable-shaped strips, and chopped them into barn forms. Don Johnston cut some dowels to length and pointed them on his lathe for the silos. The big job of assembling and decorating the barn was left to only three members of the Heritage Society who mostly worked separately. The detail that really 'makes' the ornament is the overhanging roof that was fabricated and added by the decorating crew.

Heritage Society Christmas Ornament

Of course there were no events at the Museum in 2020 to sell #39. So they were offered on line at www.lisleheritagesociety.org -- \$10. To date 75 have been sold. Organizers are cautiously hopeful that 2021 will again include some events at the museum. But so far there is only wishful thinking. Stay tuned.

A sad footnote: Carol Carls, a stalwart on the ornament committee passed away at Christmas time after a long battle with cancer. Her talents extended far beyond the Historical Society into the legitimate art world – she will be missed there too.



Turners Garage Sale – May 1

- ▶ The Pen Making Community Recently Lost a Member – Dave Udstuen
 - Contact Mark Dreyer (mg_dreyer@yahoo.com)
- ▶ Open To Club – 9 am (10 am to the rest)
 - 2905 West Manooka Road, Morris, Illinois
- ▶ Over 700 turning kits
 - Pens / Ornaments / Small Projects
- ▶ Large Power Tools / Small Lathe
 - (See Next Two Pages)

Turners Garage Sale - May 1



Turners Garage Sale - May 1



New WCWT Website

- ▶ windycitywoodturners.com
- ▶ Your comments are welcome
- ▶ Contact: mg_dreyer@yahoo.com

The screenshot shows the homepage of the Windy City Woodturners website. The header features the club's logo on the left and right, and the name "Windy City Woodturners" in a stylized font in the center. Below the header is a navigation menu with links for Home, Club Details, Meetings, Gallery, Education, and Events. The main content area is divided into three columns. The left column contains information about a club event "Once Upon A Christmas" on Dec 5 & 6, 2020, and a cancelled non-club event "Turn On! Chicago" on July 24 - 26, 2020. The middle column features the "Windy City Woodturners Mission" statement, meeting details (3rd Tuesday of each month, 7:00 PM - 9:30 PM, Lisle Park District Building, 1925 Ohio Street, Lisle Illinois, Multipurpose room #4), and a "Harvey Meyer Demo" for the September Meeting (9/15). The right column lists the "Next Meeting" on 9/15/2020, featuring a "Square Platter" demo by Harvey Meyer, with a detailed description of the process. At the bottom, there are two images of woodturning projects and a "Gallery Review" link.

Windy City Woodturners

Home Club Details Meetings Gallery Education Events

Club Event
Once Upon A Christmas
Dec 5 & 6, 2020

Windy City Woodturners

Non-Club Event
Cancelled - Turn On! Chicago
July 24 - 26, 2020

TURN-ON!
CHICAGO

Windy City Woodturners Mission

The Windy City Woodturners Club provides a forum for sharing, learning, fellowship and service. Our primary objective is to assist members continuously improve their knowledge and abilities in woodturning.

Meetings

Meetings are on the 3rd Tuesday of each month
7:00 PM - 9:30 PM
Lisle Park District Building
1925 Ohio Street, Lisle Illinois
Multipurpose room #4

Harvey Meyer Demo
Windy City Woodturners September Meeting (9/15)

Next Meeting
9/15/2020

Harvey Meyer

Square Platter

In this demo I'll turn a square platter. First, I'll ensure the blank is perfectly square and then I'll find the exact center. I'll mount the blank and concentrate on the back of the platter. I'll define a tenon and then shape the back of the platter making sure to have a pleasing convex profile. Then I'll turn it around, holding by the tenon, to turn the front side. I'll work from the corners toward the center, being careful to keep all 10 fingers on my hands.

Gallery Review:

Newsletter Needs Your Help

- ▶ If you are involved in any demos, activities, or events that you would like to share with the group – please let me know
- ▶ We need
 - The activity / event
 - Location
 - Dates and time
 - Brief description
- ▶ Send this to mg_dreyer@yahoo.com and I promise I will get it in the next newsletter



WCWT – The Basics

- ▶ Next Meeting: April 20, 2021 (Virtual)
- ▶ Meetings are on the 3rd Tuesday of each month
- ▶ 7:00 PM - 9:30 PM
- ▶ ZOOM – Get the app
(<https://zoom.us/download>)
- ▶ ~~Lisle Park District Building~~
 - ~~1925 Ohio Street~~
 - ~~Multipurpose Room #4~~



Call For Demonstrators



- ▶ Want to help out?
- ▶ Tell the world (or at least the club) about your talent and adventures?
- ▶ Maybe just what you have learned recently?
- ▶ **WE NEED YOUR HELP – VOLUNTEER TO DEMO**
- ▶ Contact
 - Mark Dreyer – I will forward to Nate

This Is Your Club – Please Help Out

Events You Should Know About



AAW Virtual Symposium



- ▶ **AAW's 2021 Virtual Symposium, July 17-18, 2021**
- ▶ With front-row seats from home for your safety and comfort. We will be using an enhanced virtual event software platform to offer multiple concurrent live demonstration tracks (with access after the conference to all recordings), a virtual trade show, a virtual Instant Gallery, live and silent auctions, special interest topics, drawings, and more. The only thing missing will be the handshakes and hugs from old and new woodturning friends. You will need to wait one more year for that.

WIT EXCHANGE

VIRTUAL 2021



Join the Virtual WIT EXCHANGE
Be part of a community of women makers fostering collaboration, creativity, and self-confidence. To learn more, visit us online: tiny.cc/WITExchange2021

Registration Opens: March 8
Orientation Meetings: April 14, 16
Final Projects Due: June 12
Women working in any media and any skill level welcome.

PenMakers International MPG

- ▶ April 24 and 25 – Virtual Symposium
- ▶ Registration Begins Next Week
- ▶ \$35 – All In
 - 15 Demonstrators
 - Dozens Of Extra Videos
 - Vendors
- ▶ All videos pre-recorded and available for 30 days



A Masters Degree In Pen Making

Register At:

<https://www.accelevents.com/e/PenmakersInternationalMPG>

MidwestPenturnersGathering.com

- ▶ All About Casting
- ▶ Polymer Clay Blanks
- ▶ Kitless On A Metal Lathe
- ▶ Turning Using Carbide Tools
- ▶ Sales And Marketing
- ▶ Stabilization
- ▶ Using a 3D Printer In Pen Making
- ▶ From Beginner To Professional In 90 Minutes
- ▶ Pen Kit Modifications
- ▶ Color Casting

Register At:

<https://www.accelevents.com/e/PenmakersInternationalMPG>

2021 WCWT – Officers

President – Marie Anderson
danmar12@yahoo.com

Vice-President - Nathan Wick
nwick@sbcglobal.net

Treasurer - Nick Page
nicklpage@sbcglobal.net

Secretary/Editor - Mark Dreyer
mg_dreyer@yahoo.com



WCWT 2021 Committee Volunteers

- ▶ **Photography - Dave Burke**

- ▶ Photograph club activities and events and make those photos available for the monthly presentation, club newsletter, email, website, and other forms of communication. Help maintain the club photo roster.



- ▶ **Webmaster -Mark Dreyer**

- ▶ Develop/maintain/update WCWT website and domain. Demonstrator schedule, photos, newsletter and other updates as required. If you have interest in this position please let us know.



- ▶ **Events- Don Johnston**

- ▶ Help coordinate and organize club events and activities including but not limited to Depot days, Once upon a Christmas, Rockler/Woodcraft events, ornament turning. Seek out opportunities for the club to further our mission to promote and educate the public about WCWT and woodturning in general.



WCWT 2020 Committee Volunteers

▶ **Raffle– Richard Nye**

- ▶ Source wood, tools, and woodturning related accessories from various sources including donations, discounts, and purchases to be used for the monthly raffle. Raffle tickets are sold at the beginning of each meeting and items are raffled off at the middle of the meeting. Proceeds from the raffle go back to the club to offset club expenses and to fund the raffle itself. Certain item(s) may require multiple months of selling tickets in order to cover the costs of the item(s) and provide adequate profit to the club. Receipts for items that have been purchased are expected to be provided to the treasurer whenever possible so that the purchases can be balanced against the raffle line item in the budget.



▶ **A/V – Bob Bergstrom/Mark Jundanian**

- ▶ Research and make recommendations on audio/video decisions and purchases based on the club needs, bearing in mind possible future uses including remote video purchases and the ability to record demonstrations. Setup and run audio and video equipment at club meetings and presentations. Projector, screen, cameras, audio, and software. Recommendations should account for capabilities now and in the future, budget, and storage limitations.



▶ **Library- Rich Hall-Reppen**

- ▶ Organize and maintain the club's stock of books, magazines, DVDs, and other materials. Maintain records of items that have been borrowed by club members. Source additional/replacement materials for the library within the budget assigned. Provide relevant article about available library material for monthly newsletter.

