




Windy City Woodturners

What's In This Issue

- [Message From Marie](#)
- [Basic WCW](#)
- [Events](#)
- [Appendix](#)



Volume 33
Issue 6
June 2021

Message From Our President

Contributor : Marie Anderson



May President's message:

Warmest greetings to all of you!

Summer will be just days away as you read this although, as I write it is nearing 90 degrees and sunny so I'm fully in "summer mode" already! I'm not complaining...yet!

So much has happened in the last month that I need to share with you. First, since the state seems to be opening up again, I assume many of you are looking for an update on when we will FINALLY be able to get back together for in person meetings. The short answer is, not yet. I have met with the park district representative and there are some challenges that need to be addressed. Rest assured, we will update you as soon as I have more information to share.

Message From Our President



To those of you who attended our May meeting and watched the Alex Snodgrass bandsaw tune up demonstration - what did you think? Do we all have freshly tuned up bandsaws? I think we should all say thanks to Nate Wick for setting up this demo and of course our thanks to Alex Snodgrass for an excellent demo.

On May 16th & 23rd, several of our members participated in the Empty Bowls workdays held at the Chicago School of Woodworking. This is an on-going project and I hope that each of you will consider donating a bowl or two this year. Thank you to all who came to support this worthy cause.

Another exciting event that took place this month was the grand opening of the Fox Valley Gallery of Wood located at the Boardwalk Shops in downtown Batavia. Look for pictures and a brief article a bit later in the newsletter. Congratulations and best wishes to club members John Dillon, Rich Hall-Reppen, Richard Nye and Andy Kuby on your new business.

Message From Our President



I must apologize to you all. Did anyone notice that we did not have a Banjo Session this month? It was a momentary glitch. Somehow, with the holiday I completely blanked on sending out the meeting notice. My sincere apologies. The next Banjo session will be June 29th (rather than July 6th). I will send a reminder on Monday June 28th with the meeting link.

I know time is at a premium during the summer months, so I hope that you will make time to get to your lathes and turn something. It's good therapy! If you need inspiration - the challenge word pair announced at our May meeting is "Relaxed Current". These challenges are intended to sparks some creativity! So get out there and create something!

See you (Via Zoom) on June 15th.

Be safe, Marie

July Banjo Session

- ▶ June 6, 2021
- ▶ 6 - 7 pm
- ▶ Virtual Session
- ▶ Topics TBA



June Presidents Challenge

The Phrase That Pays ...

Relaxed Current



Membership

- ▶ John Dillon, Membership Coordinator, has emailed all 2020 members who, as of April, had not yet paid their 2021 dues. Thanks to those of you who sent checks after the email went out. John is planning a phone call to those of you who still are in arrears. We certainly want to retain all of our members, so if you still need to pay, please do so now and save John some time in having to make those calls! Thanks for your continued support of our club.




2021 Dues Are Due

- ▶ Remember That Your Dues Are Due For 2021
- ▶ If You Have Not Paid Yet
 - Individual Dues Are \$25
 - Family Membership \$40
- ▶ Make out checks for 2021 dues made out to
Windy City Woodturners
- ▶ Send them as follows:
Nick Page
670 Welch St
Gilberts IL. 60136

2021 Dues Are Due – From Nick

- ▶ "It has been a tough year for all clubs so as a thank you for renewing your membership before the January 19th club meeting, anyone who renews before the meeting will have their name included in a drawing and have the opportunity to win a priceless work of wood-turned art by your new club president. As she says, it's priceless because she refused to put a price on it."
- ▶ Fellow Club Members, we as a wood turning club have a lot of things coming up this year that will benefit your wood turning.
 - Virtual meetings and demos by Zoom,
 - meetings at the Lisle Park District when they open the doors
 - Manufacturers and Suppliers Demos of product.
- ▶ Therefore, I am asking you to continue your membership for 2021.
- ▶ Send a check made out to Windy City Wood Turners and send it to

Nick Page, Treasurer
670 Welch St
Gilberts IL. 60136



WCWT – Club Meetings

- ▶ Next Meeting: June 15, 2021 (Virtual)
- ▶ Meetings are on the 3rd Tuesday of each month
- ▶ 7:00 PM - 9:30 PM
- ▶ ZOOM – Get the app
(<https://zoom.us/download>)
- ▶ ~~Lisle Park District Building~~
 - ~~1925 Ohio Street~~
 - ~~Multipurpose Room #4~~



May Meeting

- ▶ Alex Snodgrass Bandsaw Tune Up
- ▶ Whether you have a bandsaw gathering dust in the corner of your workshop or you're contemplating your next big tool purchase. Sitting in on the Bandsaw Clinic will be an informative hour that you just might come away from with the information to make your bandsaw or future bandsaw your favorite tool.



May Meeting



May 18th's virtual demonstration will be from Alex Snodgrass, for those of you that may have not heard of Alex before, he is considered the guru of Band saws. He has been working with hand saws for over 30 years and holds many band saw related patents. Working with Powermatic and Carter products he has helped develop Carter's Band Saw Stabilizer[®], Quick Release[®] and the F.A.S.T. Fence Alignment System[™]. During his presentation he will be going over how to tune up your band saw, working through proper alignment and tensioning of a blade, properly setting up and using the blade guides. At the end of the set up Alex will be demonstrating how efficiently he can make a reindeer using a band saw. It is definitely something you do not want to miss.

June Meeting

- ▶ The Chainsaw
- ▶ Details To Come – Video



September Meeting

Kimberly Winkle – Milk Paint

Kimberly Winkle is a maker who creates furniture and objects using wood and paint; her work displays a balance of form, color and surface pattern. She has exhibited nationally and internationally, including SOFA Chicago, Wanted Design NYC and the Architectural Digest Home Show. Her work has been included in a number of publications, including Fine Woodworking, Woodworker, and Woodworker West magazines and the books 500 Tables, 500 Chairs, Fine Woodworking Design Book 8, among others. Winkle has completed several artist residencies, including the International Turning Exchange (I.T.E.) at the Center for Art in Wood in Philadelphia, the Windgate Artist Residency at State University New York (SUNY) Purchase, Haystack Mountain School of Crafts, Vermont Studio Center and at the Appalachian Center for Craft. She has been awarded 4 Niche awards, a State of Tennessee Individual Artist Award in 2011 and the Society of Arts and Crafts (Boston) John D. Mineck furniture fellowship in 2014.




September Meeting

Kimberly Winkle – Milk Paint

**From Drab to Pizzazz: Milk Paint and Surface Embellishment:
Kimberly Winkle**

You keep hearing of Milk Paint over and over again but have no idea really what it is or how to begin using it, right? Kimberly will demystify Milk Paint. During the demonstration, students will learn how to properly mix, use, and explore the infinite possibilities of Milk Paint. Although Milk Paint is often associated with traditional furniture forms, the material can be used on practically any surface or format: metal, stretched canvas, bedroom walls, kitchen cabinets, toys, furniture... Your only limitation is your imagination. Milk Paint is incredibly durable, eco-friendly and comes in a delicious color palette. Students will learn how to use Milk Paint and to explore the wide range of visual possibilities. The techniques learned can be translated to any number of other projects or formats.



Youth Turning Educational Committee

WCWT member Dom Costabile hosts planning session for a youth turning educational committee.

On Jun 2nd Dom Costabile invited several WCWT members to his home to discuss the idea of starting an educational program for youth. While it is still very much in the conceptual stages, the meeting was very productive and it was decided to continue with some research on a list of challenges starting a program like this might meet.

In attendance were Mary Arp, Jack Hawkins, Dom Costabile, Frank Pagura and Marie Anderson. Everyone in attendance was fully vaccinated and it was great to sit down and talk turning in person! Thanks for hosting Dom!

Picture credit: Marie (behind the camera)
Mary Arp with Jack Harkins and
Dom Costabile with Frank Pagura



FOX VALLEY GALLERY OF WOOD

Batavia Boardwalk Shops
114 E. Wilson St. #12, Batavia, IL. 60510
foxvalleygalleryofwood@gmail.com
Fox_Valley_Gallery_of_Wood




Welcome to the Fox Valley Gallery of Wood located in Batavia, IL. You are invited to become a resident artist and provide your original woodturning and woodworking items for sale in the gallery.

FOX VALLEY GALLERY OF WOOD

Fox Valley Gallery of Wood Art Grand Opening!

On May 28, 2021, Windy City Woodturners members John Dillon, Rich Hall-Reppen, Andy Kuby, and Rich Nye opened the doors of their brand new gallery of wood art to the public for the very first time! The weather was cold, rainy and dreary but there was good foot traffic all day. Andy and Rich H-R assured me that they "felt the love" from our members who stopped by to wish them well. The weather improved Saturday and was darn near perfect on Sunday when I visited this lovely little gallery with fellow club member Dawn Herndon-Charles.




FOX VALLEY GALLERY OF WOOD

The Fox Valley Gallery of Wood Art is located in the Boardwalk Shops of downtown Batavia. The Boardwalk shops were developed as small business incubators to encourage new businesses to grow and rejuvenate downtown Batavia. The partners in FVGW have set a personal goal of promoting talented local wood artists (and since all of them fit the description, they will, of course, be moving some of their own overstock). I noticed work from many of our locals including an entire stand of beautifully embellished pendant necklaces made by Deb Hall-Reppen – you go girl! Among their offerings you will find, bowls and spheres, treenware, rolling pins, candle sticks, spurtles and spoons, yard games, gardening tools, pet urns, pens, boxes, wall sculptures, "boyds", bread and cutting boards, gnomes, purse mirrors, elegantly composed flowers, sculpture work, items embellished with milk paint, carving, epoxy resin, and pyrography and even earing stands. It's quite the variety and if you visit you most certainly can find something to take home to add to your collection. The inventory changes often so don't be a stranger. Get out there and support local! By the way, I understand that they are still jurying in artists' work into the gallery so if you are interested in selling your wares and haven't yet done so, drop them some high quality photos of your work. You never know, you just might find yourself represented by the newest wood art gallery in Illinois!


FOX VALLEY GALLERY OF WOOD

- ▶ Photo 207 - north wall of gallery
- ▶ Photo 213 - east wall of gallery
- ▶ Photo 155 - south wall of gallery
- ▶ Photo 226 - southwest corner of gallery
- ▶ Photo 321 -Detail shot showing Roberto Ferrer, Brad Davis, Don Johnston and John Dillon
- ▶ Photo 330 - Detail shot showing ornaments by Kurt Wolff-Klammer, Rich Nye & Andy Kuby; Chinese Ball by Brad Davis (the single most handled piece in the gallery according to Andy, Rich and Rich), a set of candlesticks by John Dillon and a wall sculpture by Rich Nye.

FOX VALLEY GALLERY OF WOOD



FOX VALLEY GALLERY OF WOOD



Newsletter Needs Your Help


- ▶ If you are involved in any demos, activities, or events that you would like to share with the group – please let me know
- ▶ We need
 - The activity / event
 - Location
 - Dates and time
 - Brief description
- ▶ Send this to mg_dreyer@yahoo.com and I promise I will get it in the next newsletter



Events You Should Know About



Some Dates You Want To Remember

- ▶ Saturday, June 12th 3pm Central - WIT Presents: Joey Richardson Artist Talk
 - ▶ Saturday, Jun 19th, 2 pm Central - AAW Master's Series Demonstration – Keith Gotschall – Manhole Cover Box
 - ▶ Saturday, June 19th 3pm - WIT Presents: The 2021 Virtual WIT eXchange Presentation of Projects
- 

AAW Virtual Symposium



- ▶ **AAW's 2021 Virtual Symposium, July 17-18, 2021**
- ▶ With front-row seats from home for your safety and comfort. We will be using an enhanced virtual event software platform to offer multiple concurrent live demonstration tracks (with access after the conference to all recordings), a virtual trade show, a virtual Instant Gallery, live and silent auctions, special interest topics, drawings, and more. The only thing missing will be the handshakes and hugs from old and new woodturning friends. You will need to wait one more year for that.

The American Association of Woodturners (AAW) will hold its 2021 Virtual Woodturning Symposium on July 17 and 18, 2021.

Join woodturners from around the world this July 17 and 18 to learn new skills and projects from a handpicked roster of internationally known woodturning demonstrators.

Nick Agar
Stuart Batty
Dixie Biggs
Trent Bosch
Bruce Campbell
Pat Carroll
Nick Cook
Rebecca DeGroot
Mark Dreyer
Art Liestman
Johannes Michelsen
Al Miotke

More Information

We hope you'll join us for this remarkable event. Registration opens soon. For the latest details, visit <http://tiny.cc/AAWVirtual>.

Sign up

[Sign up now to be notified when registration opens!](#) You'll be first to get the juicy details!




Heritage Society Christmas Ornament

Contributing Member: Don Johnston

The Corona Virus was responsible for a lot of cancellations in 2020, but not the 39th annual Lisle Heritage Society Christmas Ornament. When a skeleton committee met last spring in a Lisle park to talk ornaments, it was clear that we couldn't rely on Windy City meetings for production. We needed to skip a year or pick a design that would be simple to produce. Given 38 years of continuous history, there was a strong push produce #39 in the year it belonged. (Windy City has produced the turned forms for ornaments 34, 35, 36, and 38 starting in 2015.)

We decided on a small barn with silo pictured here. This design was selected because the shape and components were simple to produce. And historically there were many such barns on small farms in and around Lisle. We didn't require a lot of "manufacturers" to make 150 blanks. Fred Filipiak (a Heritage member) ripped gable-shaped strips, and chopped them into barn forms. Don Johnston cut some dowels to length and pointed them on his lathe for the silos. The big job of assembling and decorating the barn was left to only three members of the Heritage Society who mostly worked separately. The detail that really 'makes' the ornament is the overhanging roof that was fabricated and added by the decorating crew.



Heritage Society Christmas Ornament

Of course there were no events at the Museum in 2020 to sell #39. So they were offered on line at www.lisleheritagesociety.org -- \$10. To date 75 have been sold. Organizers are cautiously hopeful that 2021 will again include some events at the museum. But so far there is only wishful thinking. Stay tuned.

A sad footnote: Carol Carls, a stalwart on the ornament committee passed away at Christmas time after a long battle with cancer. Her talents extended far beyond the Historical Society into the legitimate art world – she will be missed there too.



Empty Bowls

Hello all,



I am writing to let you know that prior to our next club meeting CWT will be hosting the first of two EB workdays. If you are willing and available to help out, please contact me for an available time slot as we will be limiting the number of people in the building at one time and will follow all social distancing guidelines to keep everyone as safe as possible. These are hands on events held at the Chicago School of Woodworking on Sunday, May 16th and Sunday, May 23rd from 9am until 2 or 3pm.

Plan to bring your tools as well as any finished donation items for Empty Bowls. Feel free to bring your own roughed out bowls or blanks to finish turn. (We will have a supply of roughed out bowl blanks available for those that need them.)

We will see you on May 18th for our regularly scheduled club meeting via zoom. Remember this month's demonstrator will be Alex Snodgrass who will be talking about tuning up your bandsaw. Alex is a professional and an extremely knowledgeable teacher. You don't want to miss this one!

The next Banjo Session will be held next month on June 1st at 6pm. Let me know if you have a topic you would like to discuss with the group.

Until then, Get to your lathe and create something!

Marie

2021 WCWT – Officers

President – Marie Anderson
danmar12@yahoo.com

Vice-President - Nathan Wick
nwick@sbcglobal.net

Treasurer - Nick Page
nicklpage@sbcglobal.net

Secretary/Editor - Mark Dreyer
mg_dreyer@yahoo.com



WCWT 2021 Committee Volunteers

- ▶ **Photography - Dave Burke**

- ▶ Photograph club activities and events and make those photos available for the monthly presentation, club newsletter, email, website, and other forms of communication. Help maintain the club photo roster.



- ▶ **Webmaster -Mark Dreyer**

- ▶ Develop/maintain/update WCWT website and domain. Demonstrator schedule, photos, newsletter and other updates as required. If you have interest in this position please let us know.



- ▶ **Events- Don Johnston**

- ▶ Help coordinate and organize club events and activities including but not limited to Depot days, Once upon a Christmas, Rockler/Woodcraft events, ornament turning. Seek out opportunities for the club to further our mission to promote and educate the public about WCWT and woodturning in general.



WCWT 2020 Committee Volunteers

▶ **Raffle– Richard Nye**

- ▶ Source wood, tools, and woodturning related accessories from various sources including donations, discounts, and purchases to be used for the monthly raffle. Raffle tickets are sold at the beginning of each meeting and items are raffled off at the middle of the meeting. Proceeds from the raffle go back to the club to offset club expenses and to fund the raffle itself. Certain item(s) may require multiple months of selling tickets in order to cover the costs of the item(s) and provide adequate profit to the club. Receipts for items that have been purchased are expected to be provided to the treasurer whenever possible so that the purchases can be balanced against the raffle line item in the budget.



▶ **A/V – Bob Bergstrom/Mark Jundanian**

- ▶ Research and make recommendations on audio/video decisions and purchases based on the club needs, bearing in mind possible future uses including remote video purchases and the ability to record demonstrations. Setup and run audio and video equipment at club meetings and presentations. Projector, screen, cameras, audio, and software. Recommendations should account for capabilities now and in the future, budget, and storage limitations.



▶ **Library- Rich Hall-Reppen**

- ▶ Organize and maintain the club's stock of books, magazines, DVDs, and other materials. Maintain records of items that have been borrowed by club members. Source additional/replacement materials for the library within the budget assigned. Provide relevant article about available library material for monthly newsletter.

