



# Windy City Woodturners

## What's In This Issue

- [Message From Marie](#)
- [Basic WCW](#)
- [Events](#)
- [Appendix](#)



**Volume 33**  
**Issue 8**  
**August 2021**

# Message From Our President

**Contributor : Marie Anderson**



Can you believe it's already August? This month there will not be an official meeting, rather we are going to hold the Windy City Garage sale. (NOTE: If it rains, the garage sale will be cancelled since we will be outdoors, on the grass for the sale). As in past years, this is a fund raiser event. We ask that you donate 10% of your sales to the club. This will be done on the honor system. Any unsold items must go home with whoever brought them. NO EXCEPTIONS!

We will also be collecting donations for Empty Bowls so please plan to bring them with you to the WCWT Garage sale or contact John Dillon or myself if you have any donations. The empty bowls event will be September 11<sup>th</sup> which is before our September meeting.

In September we will once again be holding our meeting via Zoom. We will have Kimberly Winkle as our guest demonstrator for the evening. She is an outstanding professional woodturner and teacher. You don't want to miss this one! (See Nate's introduction later in this newsletter).

# Message From Our President



Thanks to Don Johnston for organizing this year's collaboration with the Lisle Historical Society for their annual Christmas ornament. (See his notes about the August 7<sup>th</sup> work day).

Check here next month for the date of the annual Christmas Ornament demonstration at Woodcraft and an announcement about an upcoming ornament challenge!

One last thing, if you are an AAW member, please take a couple minutes right now to VOTE for 3 new board members. Each year 3 board members are elected to serve for 3 years. There is an excellent slate of candidates and only 3 of them will be elected to serve this year. Read their biographies or listen to their video introductions on the AAW website then Please vote!! You have until end of the month.

Hope to see you next week!

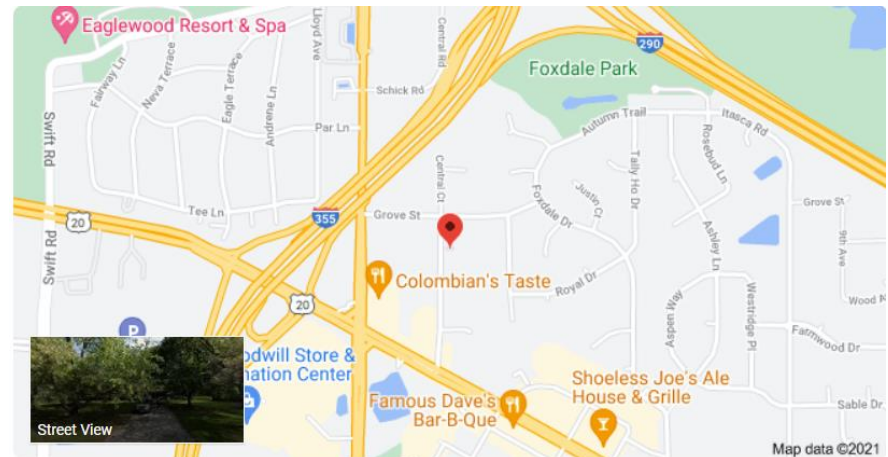
Marie



# August Meeting – Garage Sale

The WCWT Garage sale will be held August 17<sup>th</sup> at 7:00pm until 8:00+/- . Go through your shop and bring a box (or boxes??) The address is 5N181 Central Road, Itasca. It is very easy to find, we are 1 block northeast of the intersection of Rohlwing Road and Lake Street (Route 20). If you are coming from north or south on 355 take the exit for Lake Street (basically just south of where 290 and 355 split) and head east at the bottom of the ramp. You will cross through the stoplight at Rohlwing road (approximately 500+/- feet) and then 1 block east immediately get into the left hand turn lane to turn onto Central (Amita health on northeast corner, Mario's Deli and Bigby's on the northwest corner) turn left onto Central. My house is on the right hand (east) side of the street (5<sup>th</sup> house) dark brown ranch. If you get lost, my cell is 630-222-0277. Parking on street or in driveway is fine. Set up will be from 5:00 to 6:30; pre-sale viewing from 6:30-7 and sale will start promptly at 7:00. Sale should be over by 8:00pm. So that everyone has an equal opportunity please No early sales. If you need a table, let me know, If you have a table, please bring it. If you would like to sit, please bring a chair. Reminder: Any items that do not sell **MUST BE TAKEN HOME WITH YOU!** .

[Directions: https://g.co/kgs/QUpB7U](https://g.co/kgs/QUpB7U)



# August Meeting

- ▶ Hundreds Of Tools
- ▶ Chucks
- ▶ Wood
- ▶ Buffing System
- ▶ Sharpen Jigs
- ▶ Pen Blanks / Supplies



# September Banjo Session

- ▶ September 7, 2021
- ▶ 6 – 7 pm
- ▶ Virtual Session
- ▶ Topics TBA
  
- ▶ NO AUGUST BANJO



# Membership

- ▶ John Dillon, Membership Coordinator, has emailed all 2020 members who, as of April, had not yet paid their 2021 dues. Thanks to those of you who sent checks after the email went out. John is planning a phone call to those of you who still are in arrears. We certainly want to retain all of our members, so if you still need to pay, please do so now and save John some time in having to make those calls! Thanks for your continued support of our club.



# 2021 Dues Are Due

- ▶ Remember That Your Dues Are Due For 2021
- ▶ If You Have Not Paid Yet
  - Individual Dues Are \$25
  - Family Membership \$40
- ▶ Make out checks for 2021 dues made out to  
**Windy City Woodturners**
- ▶ Send them as follows:  
Nick Page  
670 Welch St  
Gilberts IL. 60136



# WCWT – Club Meetings

- ▶ Next Meeting: August 17, 2021 (Garage Sale)
- ▶ Meetings are on the 3rd Tuesday of each month
- ▶ 7:00 PM - 9:30 PM
- ▶ ZOOM – Get the app  
(<https://zoom.us/download>)
- ▶ ~~Lisle Park District Building~~
  - ~~1925 Ohio Street~~
  - ~~Multipurpose Room #4~~



# July Meeting – Making “Xenia”

At our next meeting Mark Jendarian will be giving a slide show presentation explaining how he made his most recent piece, “Xenia”. This composition consists of two components, a basin which is essentially a footless bowl, and a base which is actually a convoluted form similar to other pieces of his you may have seen. Mark will be describing the processes for designing and making both components.



*Thank You*

# September Meeting

## Kimberly Winkle – Milk Paint

Kimberly Winkle is a maker who creates furniture and objects using wood and paint; her work displays a balance of form, color and surface pattern. She has exhibited nationally and internationally, including SOFA Chicago, Wanted Design NYC and the Architectural Digest Home Show. Her work has been included in a number of publications, including Fine Woodworking, Woodworker, and Woodworker West magazines and the books 500 Tables, 500 Chairs, Fine Woodworking Design Book 8, among others. Winkle has completed several artist residencies, including the International Turning Exchange (I.T.E.) at the Center for Art in Wood in Philadelphia, the Windgate Artist Residency at State University New York (SUNY) Purchase, Haystack Mountain School of Crafts, Vermont Studio Center and at the Appalachian Center for Craft. She has been awarded 4 Niche awards, a State of Tennessee Individual Artist Award in 2011 and the Society of Arts and Crafts (Boston) John D. Mineck furniture fellowship in 2014.




# September Meeting

## Kimberly Winkle – Milk Paint

**From Drab to Pizzazz: Milk Paint and Surface Embellishment:  
Kimberly Winkle**

You keep hearing of Milk Paint over and over again but have no idea really what it is or how to begin using it, right? Kimberly will demystify Milk Paint. During the demonstration, students will learn how to properly mix, use, and explore the infinite possibilities of Milk Paint. Although Milk Paint is often associated with traditional furniture forms, the material can be used on practically any surface or format: metal, stretched canvas, bedroom walls, kitchen cabinets, toys, furniture... Your only limitation is your imagination. Milk Paint is incredibly durable, eco-friendly and comes in a delicious color palette. Students will learn how to use Milk Paint and to explore the wide range of visual possibilities. The techniques learned can be translated to any number of other projects or formats.



# Newsletter Needs Your Help

- ▶ If you are involved in any demos, activities, or events that you would like to share with the group – please let me know
- ▶ We need
  - The activity / event
  - Location
  - Dates and time
  - Brief description
- ▶ Send this to [mg\\_dreyer@yahoo.com](mailto:mg_dreyer@yahoo.com) and I promise I will get it in the next newsletter



# Events You Should Know About



# Depot Days 2021


Contributing Member: Don Johnston

**Saturday, Sept 18, and Sunday, Sept 19 12 Noon to 5:00pm**

The Museums at Lisle Station Park, 921 School Street, Lisle

The Lisle Park District has permitted the resumption of events at the Museum in time for this year's Depot Days. Sponsored by the Park District, the Village of Lisle, and the Lisle Heritage Association, this event celebrates the history of the several buildings in the museum as well as equipment, trades, and activities of bygone times.

Windy City Woodturners participate by demonstrating woodturning on lathes from a reproduction 13th century design Spring Pole, to an actual 1700's Treadle, to a 1910 motorized Sheldon. The latest acquisition is a 1950's Delta which with some luck will be operational as well.



# Depot Days 2021

We need 3 or 4 people per 2 ½ hour shift over the two days. Feel free to work more than one shift. Please “sign-up” by calling or emailing Don Johnston indicating your choice of shift(s) below. Cell 708 606-7628 or [donsuej\\_2000@yahoo.com](mailto:donsuej_2000@yahoo.com) Don will confirm your shift(s) promptly and publish a final schedule prior to the event. **PARTICIPATION IN THIS EVENT WILL BE LIMITED TO FULLY VACCINATED MEMBERS.**

Saturday, Sept 18, 12:00 to 2:30pm

Saturday, Sept 18, 2:30 to 5:00

Sunday, Sept 19, 12:00 to 2:00

Sunday, Sept 19, 2:30 to 5:00

Thank you in advance for your support of Lisle and the Park District.

Grandparents please note that the petting zoo and other younger children exhibits may not be included in this year's event.





# Heritage Society Christmas Ornament

## Contributing Member: Don Johnston

Once again this year Windy City Woodturners will participate with the Lisle Heritage Society to produce 150 Christmas ornaments. They will be for sale at major museum events for the benefit of the Society. Windy City has usually packaged up materials and instructions using meetings to dispense and collect finished components. This year turners we will instead get together in the Woodcraft Woodridge shop to create components.

SINCE THE ORNAMENT IS TRADITIONALLY HELD SECRET UNTIL IT IS FIRST OFFERED FOR SALE AT DEPOT DAYS, I WILL NOT SHOW OR TELL WHAT IT IS IN THIS RELATIVELY PUBLIC DOCUMENT.

Generically, here is a description of the shape we will be turning. We'll start with a half inch length of 1 ¼" dowel and roughly center it on a waste block with double backed tape. We'll turn the dowel section to a 1 1/8" diameter. Then we'll scrape a smooth dome on the top 1/8" using a spindle gouge. Next we'll put a taper on the 3/8" remaining to a 1" diameter at the waste block. Sand the dome and apply a couple of details with skew and scraper. If you have not imagined what the ornament is, that's good. You will learn more if you work on the project.

# Heritage Society Christmas Ornament

We'll be using 4 Ryobi mini's with  $\frac{3}{4}$  x 8" spindle. Bring your chuck or face plate and waste block. Recommended tools are: Sharp 1//2 or 3/8" spindle gouges, a vernier caliper, Skew, Small end- grain scraper (your skew might work). Keep in mind this is a small scale project so your largest tools are not necessary. Double back tape, sand paper and dowel blanks will be provided.

The shop will be at our disposal from 9:00 am to 1:00 pm on Saturday August 7. Our target is 80 acceptable components which should be quite achievable. As usual, this is a manufacturing project intended to hand the workers further down the assembly line parts of "identical" shape and size. THIS EVENT WILL BE LIMITED TO MEMBERS WHO ARE FULLY VACCINATED, THANK YOU.

This is a worthy service project for the village and park district. But beyond that it is an opportunity to develop skills in making identical shapes. That is, actually turning things repeatedly to size and shape intended. Many who have participated in past ornaments have gained from the experience in that respect also.

# 2021 WCWT – Officers

**President** – Marie Anderson  
danmar12@yahoo.com

**Vice-President** - Nathan Wick  
nwick@sbcglobal.net

**Treasurer** - Nick Page  
nicklpage@sbcglobal.net

**Secretary/Editor** - Mark Dreyer  
mg\_dreyer@yahoo.com



# WCWT 2021 Committee Volunteers

- ▶ **Photography - Dave Burke**

- ▶ Photograph club activities and events and make those photos available for the monthly presentation, club newsletter, email, website, and other forms of communication. Help maintain the club photo roster.



- ▶ **Webmaster -Mark Dreyer**

- ▶ Develop/maintain/update WCWT website and domain. Demonstrator schedule, photos, newsletter and other updates as required. If you have interest in this position please let us know.



- ▶ **Events- Don Johnston**

- ▶ Help coordinate and organize club events and activities including but not limited to Depot days, Once upon a Christmas, Rockler/Woodcraft events, ornament turning. Seek out opportunities for the club to further our mission to promote and educate the public about WCWT and woodturning in general.



# WCWT 2020 Committee Volunteers

## ▶ **Raffle– Richard Nye**

- ▶ Source wood, tools, and woodturning related accessories from various sources including donations, discounts, and purchases to be used for the monthly raffle. Raffle tickets are sold at the beginning of each meeting and items are raffled off at the middle of the meeting. Proceeds from the raffle go back to the club to offset club expenses and to fund the raffle itself. Certain item(s) may require multiple months of selling tickets in order to cover the costs of the item(s) and provide adequate profit to the club. Receipts for items that have been purchased are expected to be provided to the treasurer whenever possible so that the purchases can be balanced against the raffle line item in the budget.



## ▶ **A/V – Bob Bergstrom/Mark Jundanian**

- ▶ Research and make recommendations on audio/video decisions and purchases based on the club needs, bearing in mind possible future uses including remote video purchases and the ability to record demonstrations. Setup and run audio and video equipment at club meetings and presentations. Projector, screen, cameras, audio, and software. Recommendations should account for capabilities now and in the future, budget, and storage limitations.



## ▶ **Library- Rich Hall-Reppen**

- ▶ Organize and maintain the club's stock of books, magazines, DVDs, and other materials. Maintain records of items that have been borrowed by club members. Source additional/replacement materials for the library within the budget assigned. Provide relevant article about available library material for monthly newsletter.

