

## What's In This Issue

- March Mtg. Demo – pg 2
- Message From Marie – pg 3
- February Mtg. Recap – pg 7
- February Gallery Photos – pg 11
- Club News and Notes – pg 18
- W.I.T News – pg 22
- AAW News – pg 23
- Live and Virtual Event Calendar – pg 25
- WHAT'S THAT TOOL? Help! pg 31
- WHAT'S THAT TREE? Pg 32
- Officers and Volunteers pg 34

# Windy City Woodturners

Chapter of the American Association of Woodturners



**Volume 34**  
**Issue 3**  
**March 2022**



# March Mtg. Demo

A little about Frank “As of my retirement, woodturning has fulfilled my creative needs and enriched my life. I enjoy working with local, urban wood and take every opportunity to save fallen trees from the inevitable garbage dump! It is especially rewarding to turn a discarded piece of wood into something useful and beautiful – I guess remaining faithful to lessons learned in my youth. I enjoy teaching, mentoring and passing along the tradition of working with your hands. A day spent watching my now grown grandson Alex at the lathe is a good day!

[www.frankoriginals.studio/about](http://www.frankoriginals.studio/about)”

The March Meeting demonstration will be Frank Pagura. Frank will be demonstrating how he makes woodturned baseballs and installs the laces on the ball.



# Message From Our President

**Contributor : Marie Anderson**

## **Why do we do it?**

It's a question most of us ask ourselves at one time or another. Maybe just after a piece blows up on that last cut. Could be when a customer calls to say that their (fill in the blank) that they special ordered from you isn't what they thought it would be. Possibly that box you made, the one with the awesome fit, no longer opens because the kiln dried wood moved and now there is no getting that top off. You get the picture. So, why do we do it?

I had all sorts of answers to this question when I decided to write about it. They included things you have probably heard or said before. It's fun. I love it. I can find my Zen at the lathe. It's immediate gratification. It's introduced me to lots of great people. It's "me" time. It's a creative outlet. I learn something new every time I turn. I love wood. Or maybe just that it makes me happy. All of these are true for me. However, I found a new one yesterday that was reinforced today when I confirmed what I suspected yesterday. It's true not just with woodturning, but any other type of creative opportunity that I have ever participated. I think it may be true for you too. Let me share a story with you.





# Message From Our President Cont.

I am writing this while Dan and I are on vacation. Yesterday, the weather was perfect for a beach day so we went downstairs and walked out to the beach (OK, I know that was mean, but bear with me there is a point here, promise). This is really the first time we just sat on the beach. Those of you that know me know that I don't sit for long so after just a short while, I decided to make something in the sand. The wind was almost calm so I figured why not give it a try. Without any shovels or any way to get water to make wet sand, I chose to try to make a sculpture.

I used my feet to pile up a large pile of sand and soon was adding flippers, a tail and finally a head to make a sea turtle. I found a couple of shells for eyes, an open (and still attached) clam shell for his nose, some long needle pine for his mouth and even a bit of seaweed (that I put on either side of his mouth like he was eating it).

I didn't spend more than about ½ hour creating it and even added a few details behind it to make it look like it had been crawling in the sand. I was pleased with the outcome and decided to leave it as a gift to the next person who passed by. (Heads up, this is the point to the whole story.)



# Message From Our President Cont.

This morning, while I was having my tea on our balcony that overlooks the beach, (not meant to be mean, honest) I was able to see that my turtle had survived the night without being washed away or smashed by someone on the beach. It made me smile to think it survived. It made me happy, but that is not the end of the story.

While I sat there enjoying my tea and watching the first few folks on the beach, I saw someone come across my turtle. She stopped, pulled out her phone and took a picture. She moved a bit and took another picture. My heart soared; my grin would not stop. I had to tell Dan. We sat and watched and in the next ½ hour or so the scene repeated itself several times. Something I created from nothing but naturally occurring material found on a beach, brought others joy and that brought me joy. It's the same rush I get when I'm turning.

Creating something with your own hands feels good. Creating something and sharing it with someone feels better but it is scary because we want to hold onto that good feeling. If we share it, we might get a negative response which, let's be honest, will last a lot longer than the good feelings. Share it anyway!



# Message From Our President Cont.

There will always be naysayers. In this world, there will always be someone who will try to tear you down and that hurts BUT, in this club, there are people who will offer constructive criticism to help you improve your skills, to help you improve, not to tear you down. This club is filled with folks who have been where you are, have made mistakes and have survived them, learned from them and have been the recipients of constructive criticism and are now in the position to assist the next person on their journey.


To improve our skills (and thus enjoy our time at the lathe even more), we must be open to sharing what we do with those around us. It may not be delivered perfectly, but I can say overall, the critiques I have received over the years have caused me to look at my pieces from a different perspective.

My skills have improved because of these different views. My pleasure has increased because I shared. My confidence in my ability has increased.

My world changed. I'm not just a maker, I'm a woodturner and I love it! And that, in my opinion, is why we do it!

Get to your lathe and make something. Then, take a chance, send your work into the instant gallery this month!

Marie



# February Mtg. Recap

- The Club held the February, 2022 Mtg. via Zoom and there were between 35-40 members on Zoom.
- Marie mentioned the CWT demo with Rebecca DeGroot taking place via Zoom on March 8<sup>th</sup>.
- Marie mentioned there would be no banjo session in March
- The members were advised about upcoming events;
  - The Midwest Pen Turners gathering – April 22 & 23 in Hoffman Estates
- AAW presentations:
  - Mark Dreyer and John Underhill – Feb. 19<sup>th</sup>
  - Tania Radia – March 5<sup>th</sup>





# February Mtg. Recap (cont.)

- ▶ The members were advised about upcoming events (cont.)
  - Turn-On Chicago was discussed – July 29 – 31<sup>st</sup> in Northbrook, IL – this event is sponsored by the Chicago Woodturners and they are looking for volunteers for a variety of assignments. **Volunteers are needed and the volunteer registration link is here:**
  - <https://forms.gle/Q8PLapfUX5oD4RpA8>
- ▶ It was mentioned if the WCWT can accumulate a list of 10 attendees who plan to attend the National AAW conference in Chattanooga (in June) there would be a discounted rate for attendees. Let Marie know if you going!
- ▶ Marie mentioned some of the volunteer opportunities with our Club including demonstrations. She mentioned we have demonstrations from Dick Sing in February; Frank Pagura in March and Brad Davis in April.





# February Mtg. Recap (Cont.)

- ▶ The proposed budget for 2022 was presented by Marie. There were two (2) budget scenarios presented:
  - A) With in-person mtg. space and B.) without in-person meeting space.
  - The budget differential between the two options was mostly related to rent payments and raffle income.
  - It was also noted that our membership has trailed-off due to the pandemic and our inability to meet in-person.
  - The budget vote was tabled until March so all members would have an opportunity to review.



**Webmaster Needed!**  
**Please reach out to**  
**Marie if you are**  
**interested**



# February Mtg. Presentation Re-Cap

We had a pre-recorded Dick Sing “egg turning” demonstration presented via Zoom. Dick was available for commentary and Q & A. **Thank-You Dick**, as always, a pleasure to learn from you!



# February Gallery Photos



Above  
Frank Pagura  
Improbable Balance  
Series



Rich Nye (left) Curly  
Maple Bowl and  
(below) Cherry  
Sculpture Bowl





# February Gallery Photos



Above and right  
Paul Boarini




Above - Rich Rohrback  
"Bowl from 2 boards"





# February Gallery Photos



All This page - Bill Weiler

# February Gallery Photos



Above and Right  
Brad Davis –  
sculptural pieces

Above  
Rich Piper – Wave  
Bowl




# February Gallery Photos



Above – Andy Kuby

Top Right and Right  
Rich Nye

# February Gallery Photos



All this page Jason Clark



# February Gallery Photos

All this page – Marie Anderson  
“Marbled” Buckthorn



# Club News & Notes

Dues for 2022 are due! Thanks to those that have already paid.

*If you haven't paid yet, do it now, don't wait !!*

Make check payable to Windy City Woodturners and send \$25/individual or \$40/family to:

Nick Page  
670 Welch St.  
Gilberts, IL. 60136



# Club News & Notes

## CLUB MEETING SPACE SEARCH

The active search to find our next meeting space/home is underway and the search committee, headed by Paul Pycik, may have an update for the Club at our March meeting!

You don't want to miss this presentation and discussion. The time is drawing near for our membership to get together again....

IN-PERSON!!

It's been a long time since we've had in-person meetings due to the pandemic and it will be great to socialize with our peers again.

As always, Thank you for your continuing support!

WCWT New Home Search Committee:

Paul Pycik, Chair 630-921-1600

John Dillon

Don Johnston

Rich Hall-Reppen

Richard Nye



# Club News & Notes

Don't forget about our monthly "Banjo Sessions" which take place at 6 pm on the first Tuesday of each month.

Stay tuned to your emails each month (from Marie) which will provide the monthly topic and Zoom link.





# Club News & Notes

The board met in January to discuss this year's budget and the draft budget was presented to the Club members at the February Meeting.

Please plan to attend the March meeting where we will discuss and vote on the proposed budget for 2022. This is your club and we need your input. Our treasurer will present the budget, we will take questions then vote on it.



# Women In Turning (WIT) News

From: Marie Anderson

I hope you all took advantage of the WIT Presents event featuring Tania Radda on March 5th. This look into Tania's journey as a woodturning artist included a visual presentation of things that have inspired her and a narrative of her creative process. Rather than a demonstration, this presentation was an enlightening introduction. Tania brings a playful, colorful creativity to her work that draws people in. If you missed it, there will be a replay available on the WIT page of the AAW website and I encourage you to watch. These presentations are always interesting!

The 2022 Virtual WIT eXchange registration opened on March 8th. This is a women in turning collaborative project for any woman maker. The focus will be centered around woodturning, but women artist in any media are encouraged to participate to jump start their creativity. After many discussions, the WIT committee decided to implement a nominal registration fee of \$20.00 this year. We do not want to discourage anyone's participation so if you have any issues or concerns about the registration fee, please contact me directly. No experience is necessary, just an interest in expanding your creativity to the next level. You will enjoy an environment of mutual support as you learn and share your talents with other women. I invite and encourage any women who has an interest to sign up. Feel free to call me if you have questions about what this is all about!



Marie

# AAW News



## ***Bridging the Gap: the Craft and Art of Turning***

2022 AAW Member Exhibition

**Application period: January 1 to March 15, 2022**

The theme for the **2022 Symposium AAW member show** is Bridging the Gap: The Craft and Art of Turning.

The year's theme refers to the continuum of work being created by our members, from primarily functional to completely sculptural, and all points in between.

There are two cash prizes for this exhibition: \$300 Masters Choice, selected by the jurors, and \$200 People's Choice, selected by AAW 2022 Symposium attendees.

The show is open to any current AAW member and to fulltime students in art, design, or industry-related degree programs, regardless of AAW membership status.

## Annual Call for Board Nominees

**Do you have business and interpersonal skills, along with a desire to help lead the AAW into the future?**

The AAW nominating committee is seeking candidates with a diversity of skills in areas such as finance, strategic planning, nonprofit governance or legal matters. After interviewing all candidates, six will be selected to run for a three-year Board position, beginning January 2, 2023. **The deadline to apply is May 1, 2022.** For more information, contact any Board member or send email to [nominations@woodturner.org](mailto:nominations@woodturner.org). Further information on how to apply can be found on the AAW website at: [tiny.cc/BODNominee](https://tiny.cc/BODNominee)

-----  
Kim Rymer  
American Association of Woodturners  
/ kim@woodturner.org



# AAW Upcoming Events

AAW Upcoming events: more information and registration can be found here:

<https://www.woodturner.org/Woodturner/Events>



# AAW Upcoming Events




**Saturday, March 19, 2022**

**1:00 PM – Central Time**

**AAW Presents: Cutting the Best Bowl from a Tree with Dale Larson**

**\$10 AAW members, \$15 all others\***

Join us for an informative session with the incomparable Dale Larson who will demonstrate the best way to cut a bowl from a tree! He will show you everything you need to know from beginning to end of the cutting process.



<https://www.woodturner.org/Woodturner/Virtual-Events/Dale-Larson-Cutting-the-Best-Bowl-from-a-Tree-Registration.aspx>

Always changing, various IRD's are available as shown on the AAW's IRD calendar found here: <https://community.woodturner.org/events/ird-demonstrations>

# In-Person Events



**April 22-23, 2022 - Midwest Penturners Gathering, Schaumburg, IL (see page 28 for details)**

**June 23-26, 2022 - AAW National Symposium - Chattanooga, TN**

**July 29-31, 2022 - Turn On! Chicago, Northbrook IL (see page 29 for details)**

Do you have something to add to this calendar of events? Send it to John Dillon!



**AAW Annual International  
Woodturning Symposium**  
Chattanooga, Tennessee  
June 23 - 26, 2022

# *Local Events You Should Know About*



# Midwest Pen Turners Gathering

- ▶ April 22 and 23, 2022, Marriott Northwest in Hoffman Estates
- ▶ In-Person
- ▶ Top Of The Line Demonstrators
  - Dick Sing - WCWT!
  - John Underhill
  - Ed Brown
  - Mark Dreyer - WCWT!
- ▶ Top Of The Line Vendors
- ▶ Top Of The Line Sponsors
- ▶ Registration Is Open
- ▶ <http://midwestpenturnersgathering.com/>





# TURN-ON! CHICAGO 2022

- ▶ **July 29 – 31, 2022**
- ▶ **Crowne Plaza Chicago-Northbrook**
- ▶ **Northbrook, Illinois**
- ▶ **<http://www.turnonchicago.com/>**

- 3 days of demonstrations from professional woodturning artists
- There will be 20 demonstrations on both Friday and Saturday to choose from during 4 – 90 minute rotations each day.
- There will be 9 demonstrations plus an Instant Gallery Critique to choose from on Sunday during 2 – 90 minute rotations.
- Trade Show with multiple Vendors
- Instant Gallery to display your artwork
- Hands-On Pen turning activity.
- Saturday evening banquet and auction.



# Question of the month Part I – What's that tool?

This month while searching through some of the various cabinets of tools in our garage I came across this tool. I'm not sure who's estate sale or garage sale I acquired it from but it looked cool so it managed to make it's way home with me. I asked Dan and we are both stumped so I figured I would go to the best think tank I know and ask all of you. Does anyone know what this tool is? All guesses are appreciated, but if someone actually knows, I would appreciate your knowledge being shared! Thanks in advance!

Marie (and Dan)



# Question of the month Part II – What's that tree?

From: Marie Anderson

## **Rhamnus cathartica sp. (Common or European Buckthorn) and Frangula alnus sp. (Glossy Buckthorn)**

These are the two type of buckthorn found in the midwest. They are both considered invasive species and you probably have seen them in your yards. The main visible difference between the two is the European Buckthorn has thorns and the Glossy Buckthorn does not. I have both types in my yard and am constantly working to remove it. If you visit any of the local nature preserves, forest preserves and any wetland areas you may come across a crew working to remove it from their locations. Buckthorn was originally brought to the US as an ornamental tree, but it quickly became invasive (as so many things do) because animals love the berries and each contain 3 to 4 seeds which can lay dormant and viable in the soil for 2-3 years (according to the Minnesota DNR). FYI, the fruit is not something humans should eat as it can cause unfortunate gastric issues. The root system is not very deep, but does spread laterally and it can sprout at multiple locations along the roots if the main trunk is cut. Fun fact the root system gives off a natural herbicide which kills any herbaceous plants that might have been growing under it (another reason it is considered invasive).





## Question of the month Part II – What's that tree?

The wood, is considered a hardwood and has the same working characteristics of the fruitwoods. According to the Wood Database, the heartwood is a yellowish-orange, sometimes with darker red or brown streaks. Sapwood is a pale off-white or straw color. I find this is accurate, but I have also found grey tones in the sapwood. Buckthorn's overall color is close to the appearance of Canarywood.

From personal experience, this wood cuts like butter on the lathe and the grain is has a very distinctive pattern when finished typically offering a lovely chatoyance with very little effort. Most pieces in our area are going to be relatively small diameter but occasionally you may find pieces that are up to 6" diameter. This wood checks quickly after cutting, but if processed shortly after cutting, sealed and dried it produces a very stable blank. It takes finish and glue well and I highly recommend it if you are looking for an alternate from the local norms.

I found much of the above information on the internet including the Minnesota Department of Natural Resources and the Wood Database (which was a very informative website that I would encourage you to visit).

For more information about buckthorn, (or other woods), check out the Wood Database at <https://www.wood-database.com/buckthorn/>



*This is a revival of a once very popular occasional column in the newsletter. If you have a wood that you love to turn, please consider writing up a little blurb about that wood and send it in so we can all learn something new about the local woods that are available to us.*

# Windy City Officers

Please reach out to your officers with any questions; concerns; compliments, etc.

We are always looking for meeting topics and demonstrators! Please feel free to also ask about volunteer opportunities.



- ▶ Marie Anderson – President [danmar12@yahoo.com](mailto:danmar12@yahoo.com)
- ▶ Nathan Wick – Vice President [nwick@sbcglobal.net](mailto:nwick@sbcglobal.net)
- ▶ Nick Page – Treasurer [nicklpage@sbcglobal.net](mailto:nicklpage@sbcglobal.net)
- ▶ John Dillon – Secretary/Newsletter Editor [dillon60119@att.net](mailto:dillon60119@att.net)
- ▶ Jason Clark – Immediate Past President [jclark58@gmail.com](mailto:jclark58@gmail.com)



# THANK-YOU!

## WCWT 2022 Committee Volunteers

### ▶ **Photography - Dave Burke**

Photograph club activities and events.



### ▶ **Events - Don Johnston**

Help coordinate and organize club events and activities. Seek out opportunities for the club to further our mission to promote and educate the public about woodturning.



# THANK-YOU!

## WCWT 2022 Committee Volunteers

### ▶ **Raffle**– Richard Nye

Source wood, tools, and woodturning related accessories from various sources including donations, discounts, and purchases to be used for the monthly raffle.



### ▶ **A/V** – Bob Bergstrom/Mark Jundanian

Setup and run audio and video equipment at club meetings and presentations.



### ▶ **Library**- Rich Hall-Reppen

Organize and maintain the club's stock of books, magazines, DVDs, and other materials.



# *And Finally.....*

- This is your newsletter and personal stories, events and other tidbits are welcome.
- Tools for sale? Garage Sales? Fresh cut logs? Let us know.
- Photos of shop improvements or new ideas? Maybe you got a new lathe? Took a class from a pro? Let's share.....
- Birthdays, baby births and wedding information all make for good news in newsletters, so please share what's going on in your family life!
- Send any "news items" you might have to John Dillon at [dillon60119@att.net](mailto:dillon60119@att.net)

