



Volume 29
Issue 5
June
2018

The Monthly Newsletter of the Windy City Woodturners

In This Issue:

- Club News
- Bringback Challenge
- Second Quarter Challenge
- May Gallery
- Library Review
- Getting To Know Us
- Club Calendar Of Events
- Turn On Chicago
- Gateway To Segmenting
- AAW Information

- Pg. 2
- Pg. 4
- Pg. 5
- Pg. 6
- Pg. 9
- Pg. 10
- Pg. 15
- Pg. 17
- Pg. 18
- Pg. 18

Our June demo will have Andy Kuby demonstrating threading techniques using his Baxter's Threading Jig.

If you want to do some advanced homework to get more out of Andy's demo you may want to take a look at Mike Peace's vidoe:

<https://www.youtube.com/watch?v=1BEVkdnkZ0I>

Or check out a product website at:

<http://bestwoodtools.stores.yahoo.net/bathma.html>

Club meetings: 3rd Tuesday of each month

Meeting Time: 7:00 pm

Location: Lisle Park District
1925 Ohio St., Lisle, IL

Attendance at meetings is free. Guests and visitors are always welcome

_. Our June meeting will be June 19, 2018

Club Officers

At Your Service

President

Jason Clark

jclark58@gmail.com

Vice-President

Dawn Herndon-Charles

dcharlesster@gmail.com

Treasurer

Nick Page

nicklpage@sbcglobal.net

Secretary / Editor

Bruce Kamp

bruce.kamp@sbcglobal.net

Current Membership 79

Attendance in April- 52

Guests- 5

Additionally, the following
people

Serve in these important
roles:

Promotions

Rich Nye

Videography

Bob Bergstrom

Tom Waiceuskas

Photography

Dave Burk

Librarian 2

Rich Hall-Reppen

Club News

Club Logo Wear Update

We have had many orders placed for one or more WCWT Club logo shirts from our Lands End Storefront.

For all those that do have their shirts please wear them to our meeting on June 19th. We will try to have a group picture of all those wearing their club shirts.

If you want to order your shirt you can go to:

<https://business.landsend.com/store/wcwt/>

May Demo

Our May demo was Al Miotke previewing his symposium presentation. Al demonstrated how to make a bowl from a board.



Member Pictures

At our meeting on June 19th we will be asking each member to have their picture taken. We will be updating the membership picture album that was started a number of years ago. Once completed we will distribute a copy to every member. It can be used as your reference in identifying and contacting fellow members.

Please Note: It is the intent of the album and information to ONLY be distributed our members. If you do not wish to be included you can skip the picture portion. However, please also state your preference on the available list.

As you arrive please see Dave Burk near the back where he is normally found taking pictures of the gallery entries. He will take your picture. After, we ask that you verify your phone number and email on the sheet located nearby.

Featured Video

To go along with our demo this month here is a demo of another threading jig. Ray Luckhaupt and Joe Schlawin demo the Hope Easy Set Threading Jig. They will discuss setup and cutting threads. As an added feature Joe shows using a fly cutter to both set the exact diameters for threading the male and female threads.

<https://www.youtube.com/watch?v=lvNCv2cd7OU>

<https://hopewoodturning.co.uk/jig-s/threading-jig/47/hope-easy-set-threading-jig-with-hinge-plate?c=16>

Bringback Challenge
May Winner
Tony Leto



Tony will be bringing something great to the June meeting. Some lucky member will win a chance to take it home in exchange for agreeing to bring back one of their creations to the July meeting.

Do not know for sure what Tony will be bringing but we do know he makes some great pens.

Second Quarter Challenge



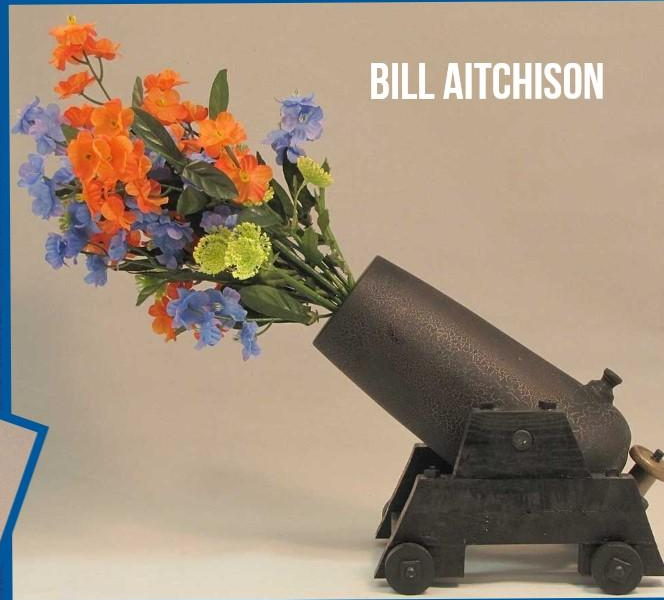

Maple

Any item made of any
variety of Maple

Entries Due June 19th






May Gallery



PICCOLLAGE


May Gallery



May Gallery



RICH NYE



ROY LINDLEY



PICCOLLAGE


Library Review by Rich Hall-Reppen

Mike Mahoney Hollow Forms and Urns DVD

The Windy City Library includes a copy of Mike Mahoney's DVD titled "Hollow Forms and Urns". In this video Mike Mahoney takes you step by step to create beautiful, well **crafted** hollow forms and lidded urns. While taking you through the basic process of turning a hollow form, Mike turns the form with a section of the piece removed, allowing you to see inside the hollow form at all times while the cutter does the work. Not only does Mike teach you everything necessary to turn hollow forms, he also covers critical design element fundamentals for creating hollow forms that are functional and beautiful. Mike concludes this exceptional video with a demonstration on how to create a threaded lid that adds the perfect finishing touch to an urn.

If you want to review the threading process, Mike's DVD's are great since you can pause, replay, (fast forward / slow motion) until you become an expert at threading. I'll be in the back with the library of books and DVD's. Feel free to stop by and check out Mike Mahoney's Hollow Form DVD or any of the other 90 DVD's the club has in its library.

Rich Hall-Reppen





Getting To Know Us

Over the last few months we have had the chance to become better acquainted with some of our members through their short biographical contributions. We would like to continue that by including two or more contributors each month. We have nearly 80 members.

We would like to ask each of you, who have not yet contributed, to consider doing so. It does not have to be long. Our main interest is to try to get to know each other better as it relates to our woodturning experience and interests.

Please feel free to send your write up to me at bruce.kamp@sbcglobal.net . We will publish two, or more, a month. Try to include a picture of yourself for inclusion with the article.

This month Paul Pyrcik and Don Johnston share some of their thoughts and backgrounds with us.

Getting to Know Us – Paul P Pyrcik, Jr.



I was born in 1957 and raised on the northwest side of Chicago. The eldest son of German immigrants, I graduated from Lane Tech H.S. ('75) and earned a BS degree from DePaul University ('79), majoring in accounting.

Although I thoroughly enjoyed taking high school shop classes (including woodshop), my initial exposure to woodworking was years earlier in an after-school program for grade school kids offered by the Chicago Park District (at Blackhawk Park). Being able to make things of wood under the watchful eye of a trained adult using my own hands - along with a few hand and power tools - was simply amazing. Showing off these creations to my parents and others was even more exciting.

The good fortune of having a rewarding professional career, moving to Lisle, owning a home, and being blessed with a growing and active family, kept me fairly well occupied throughout most of my 20's and 30's.

At the age of 40, after a couple of decades away from woodworking, I made the conscious decision to reconnect with those great feelings I had enjoyed as a youth. What better place to start than to attend an annual Woodworking Show (at the Odeum in Villa Park). There I visited a booth featuring members of the Chicago Woodturners (CWT) and shortly thereafter began attending monthly CWT club meetings.

Next, I took a bowl turning class at the Woodcraft Store (then located in Elmhurst), featuring Dennis Sullivan. This was followed by six years of three hour, once weekly, hands-on woodturning instruction at the Roselle, IL shop/studio of skilled turning professional Ed Szakonyi. It was at Ed's place that I developed my skills and honed the full range of my creative senses - vision/sight, touch/feel, hearing, smell, and yes, even taste. I have been actively involved with the Windy City Woodturners since its founding (as the Suburban Woodturners) almost 20 years ago; having served in various leadership roles including four years as club president. This year also marks my 20th year as an active member of the CWT.

Now in my (very) early 60's, I have accumulated more lathes, tools, wood, and accessories than I can possibly use in a single lifetime. I have created hundreds of turnings over the years ... some of which I am quite proud ... a few that others have even paid to own. Unfortunately, in the past couple of years I have again allowed some of life's distractions to pull me away from turning.

Once more, I am recommitting myself to rediscovering those great feelings from my youth. My hope is that I will remain healthy and live long enough to more fully apply the training, skills, knowledge and experience I have gained into many more tangible works of woodturning art and craft. Once again, I hope to take pride in saying that I made them with my own hands – and to show them off to others!

Along the way, I look to continue serving as a volunteer, mentor, and resource to those in need of assistance and support. I also seek to continue building and strengthening the friendships that have been such an important part of my overall woodturning experience. Thanks for being part of my turning journey!

Paul Pycik

Getting to Know Us – Don Johnston



I grew up in a small town in western Illinois (Alpha) near Galesburg. As a young'n my father's basement workshop and our own little bench were entertainment for me and my two brothers. As we grew up we were labor for my parent's hardware store and Dad's small contracting business. I was almost out of college when my father got a used lathe. We were both hooked and became enthusiastic self-taught "sanding scrapers".

I met my wife, Sue, at the University of Illinois and we married after graduation. We have a son and two grandchildren who live near us. Sue is a retired elementary school teacher. Most of my working career was with a division of Rockwell International that built large printing presses. We are in the 46th year of our five year plan to refurbish our 1877 home in La Grange. That brings me back to the sawdust. I bought a used Shopsmith to help with the refurbishing work. I was able to do a little turning from time to time, but most of my shop time over those years was related to work on the house.

Finally in 1999 I bought a big Powermatic and set about to learn to turn instead of scrape and sand. I got lots of help. Joining Windy City's predecessor club was a good start. I found that woodturners are a pretty unselfish, sharing group and I benefited from being around them. I met Dick Sing who has been very generous with his time and advice. I joined the Chicago club too, and gained from their demo and hands on program with the big names. I bought books and videos and attended AAW and Utah symposiums. A week-long class with Stuart Batty was a highlight. Probably the biggest impact on my turning was the time I spent on the operating side of the lathe trying to employ right techniques.

I started doing shows to get rid of stuff and help justify buying tools and wood. I was the salesman and Sue helped set up and cashiered. One year we did 6 shows, but mostly less. We are now retired from road shows and do only one event each year in our home. Selling your stuff is very good for the ego.

My advice to any new turner is always to go find a club to join. The sharing, encouragement and connections are simply unmatched otherwise. I think if my father had found a club he too would have progressed beyond our "scraping sander" period.

Don Johnston

Club Events

CALENDAR OF EVENTS

Club Picnic- Lisle Community Park - North Shelter

Sunday, August 26, 2018

2:00 to 6:00 pm

• Lisle Depot Days- September 15 and 16, noon to 6pm

• Lisle Once Upon a Christmas- December 1, 3 to 8pm and December 2, noon to 5pm.

• Club Christmas Party- December 18 at Bohemian Crystal

OTHER EVENTS:

.

IAP (Chicagoland International Association of Penturners)
Bi-Monthly Meeting at Rockler Bolingbrook 10:00am-1:00 pm
April 21-August 18-October 20-December 19

CALENDAR OF EVENTS



We hope to hear some great stories
from those that will have attended the
Symposium
The American Association of
Woodturners
32nd Annual International Symposium
Portland, Oregon
June 14-17, 2018

Visit Our Website
www.windycitywoodturners.com



Turn-On! Chicago 2018

August 3-5, 2018

University of Saint Mary of the Lake
Mundelein, Illinois

www.turnonchicago.com

Less than 4 months to go!

**Major
Event**

Don't miss the excellent slate of nationally known demonstrators doing over 50 demonstrations in 5 separate classrooms during 11 rotations right here in the Chicago area. Whether you are new to woodturning and want to learn more about the craft or are a seasoned veteran that wants to learn new techniques, the symposium has rotations for everyone: The demonstrators include:

John Beaver, Kip Christensen, Jason Clark, Mark Dryer, Rudy Lopez, Harvey Meyer, Betty Scarpino, Jennifer Shirley, John Jordan, Bob Leonard, Al Miotke, Rob Wallace, Vince Welch.

In addition to this exciting group of demonstrators, the event includes a tradeshow, instant gallery with a people's choice award, Saturday banquet and auction, raffle and other activities. The registration fee includes 7 meals plus a Saturday banquet. Single day registration is also available if you cannot join us for the entire weekend.

Visit www.turnonchicago.com for information about the demonstrators and registration. If you have any questions contact Al Miotke at abmiotke@comcast.net.



Segmented Woodturning Symposium

October 11-14, 2018

Marriott Saint Louis West Hotel

www.segmentedwoodturning.org

**Major
Event**

This biennial symposium includes an incredible slate of demonstrators doing over 45 demonstrations in 5 classrooms during the 10 rotations. You will see topics for all experience levels and interests. It's an excellent opportunity to learn how to properly do segmenting or learn advanced techniques. This year's demonstrators include:

Robin Costelle, Mark Hosulak, Lloyd Johnson, Tom Lohman, Al Miotke, Curt Theobald, Malcolm Tibbetts. Bob Behnke, Martha Collins, Jim Driskel, Pete Marken, Jim Rodgers

In addition to this exciting group of demonstrators, the event includes a tradeshow, instant gallery, Saturday banquet with a Lifetime Achievement award, gallery critique, optional turning exchange, raffle, and an opportunity to rub shoulders with the best in our craft!

Visit www.segmentedwoodturners.org to learn all about the symposium and to register.

If you have any questions, contact Al Miotke at abmiotke@comcast.net.

AAW Information



With the largest portfolio of woodturning-related material in the world, AAW is the **go-to source** for woodturners of all skill levels. A membership with the AAW can help you learn and thrive in your woodturning experience, as well as connect with others who share your passion.

AAW Membership Trial

AAW's newest membership promotion is currently available and is a perfect opportunity for you to give it a try, especially for those who have been on the fence about joining. This new introductory membership enables chapter members who have never been AAW members to test the waters of a full AAW membership for THREE MONTHS FOR JUST \$20. If they wish to continue their AAW membership, introductory members will be automatically renewed one time for an additional NINE MONTHS FOR JUST \$40. Individuals who have never been AAW members may sign up for a three-month introductory AAW membership using a credit card at <http://www.woodturner.org/?page=ITM2040>.

AAW offers numerous benefits. Take a second and use the following link to explore what AAW has to offer.

<http://www.woodturner.org/?page=MemberBenefits>

As an example of what is offered check out:

<http://www.woodturner.org/?page=FUNDamentals>

Visit
www.woodturner.org