




**Volume 29
Issue 8
August
2018**

The Monthly Newsletter of the Windy City Woodturners

In This Issue:

- July Demo Recap • Pg. 2
- President's Message • Pg. 3
- Club News • Pg. 5
- Garage Sale • Pg. 6
- Lisle Depot Days • Pg. 7
- Mugshots • Pg. 8
- Bringback Challenge • Pg. 9
- July Gallery • Pg. 10
- Library Review • Pg. 15
- Getting To Know Us • Pg. 16
- Club Calendar Of Events • Pg. 17
- Area Events • Pg. 19
- AAW Portland Review • Pg. 20
- Empty Bowls • Pg. 21
- Gateway To Segmenting • Pg. 22
- AAW Information • Pg. 23



August Demo Rich Nye will demo how to turn Clamshell Boxes





July Demo Recap

Marie Anderson

Marie put on a great demo for us in July. She demonstrated some nice ideas for enhancing the appearance of our work.

You can view her entire demo on YouTube at:

<https://www.youtube.com/watch?v=epRRLCrQhhk>

Thank you Marie



President's Message

It's an oft repeated joke, there's even a t-shirt or 2 with the saying: "I'm one tool away from greatness". Unfortunately, it's a trap that far too many woodturners fall into. "If I just get that new gouge that so-and-so was using, then I'll finally be a good turner." In truth what makes someone a good turner is good technique and time at the lathe.

You could take one of the best turners in the world, Mahoney, Batty, Ellsworth, Raffan, Weissflog, etc, give them the average or below average tools and a beat up old lathe and they would still be able to produce fantastic work. On the flip side you can take most new turners, give them the newest tools on the market and a top-of-the-line lathe and they would likely produce average or worse turnings. It's the person doing the work, not the tool in their hand.

Clearly there are specialty tools for specialty purposes. It's far easier to purchase a beading tool to turn a series of beads for a vessel of illusion basket weave piece than it is to turn a series of near perfect beads. I use a small custom parting tool for my Saturn bowls that would be possible without that specialized tool, but for the most part those are the exceptions to the rule. 95% of my turning (with the exception of hollowing) is done with just a small handful of tools.

My basic set consists of just 4 tools. A bowl gouge, a spindle gouge, a parting tool, and spindle roughing gouge. Of those 4, my bowl gouge is on my hand well over 75% of the time. If I'm stuck on a desert island with a lathe and electricity and just 1 other tool I'm taking my bowl gouge. To be fair I have a bunch of other tools, including 5 or 6 bowl gouges, a couple of scrapers, a skew, and some specialty tools like my micro parting tool, beading tools, a captured ring tool, and quite a few specialty hollowing tools but in general I'm not enamored with the newest shiniest tools made of the newest exotic materials. 3


President's Message (cont)

I don't need carbide or diamond tipped tools or tools with a titanium coating. What I did need was time standing at the lathe. Time making stuff and also time breaking stuff. I've been turning for over 15 years now and I still break stuff and I'm OK with that. If you're not occasionally ruining a piece I'm not pushing your skills and you're not learning.

My advice to you is this: learn to use the tools you have to the best of your abilities; don't get drawn in the sales pitch of a new tool that solves all of your problems. Your ability to achieve "greatness" is far more dependent on the skills that you possess than the tool in your hand.

Jason

...



Club meetings: 3rd Tuesday of each month

Meeting Time: 7:00 pm

Location: Lisle Park District
1925 Ohio St., Lisle, IL

Attendance at meetings is free. Guests and visitors are always welcome

_. Our August meeting will be August 21, 2018

Club Officers

At Your Service

President

Jason Clark

jclark58@gmail.com

Vice-President

Dawn Herndon-Charles

dcharlesster@gmail.com

Treasurer

Nick Page

nicklpage@sbcglobal.net

Secretary / Editor

Bruce Kamp

bruce.kamp@sbcglobal.net

Current Membership 79

Additionally, the following
people

Serve in these important
roles:

Promotions

Rich Nye

Videography

Bob Bergstrom

Tom Waicecuskas

Photography

Dave Burk

Librarian

Rich Hall-Reppen

Club News

Club Logo Wear Update

If you have not ordered yours yet and want to get a nice summer one
for the picnic you can go to:

<https://business.landsend.com/store/wcwt/>

**Our Annual Windy City Woodturners Picnic
is about here. Please come join us for some great fellowship.
A great time to meet in a casual atmosphere**



Garage Sale!

**Join us Tuesday September 18 (regular meeting date)
Proceeds benefit your club directly**



1. Tables in our meeting space will be available for setup from 6:30. The sale will start at 7:15 to give everyone a chance to look around before selling starts. Please, **NO PRESALES!!** – let everyone have the same chance.
2. Be sure each of your items are marked with the price and your name or initials. (Masking tape and Sharpie are an easy method.)
3. Large or heavy items may be left at home or in your vehicle. Bring photos and description for display.
4. Both buyers and sellers should have plenty of singles on hand. (And, of course, buyers should have lots of big bills.)
5. We will not have a drawing but each seller will donate to the club 10% of their gross sales total – rounded to the nearest dollar. The donations are due at the end of the sale.
6. We will be allowing extra time to move out the sold and unsold prior to 9:30. A short business meeting will be delayed until the end of the meeting. One table will be set aside for the Instant Gallery, but there will be no formal review.



Lisle Depot Days

September 15, 16. 2018

A great chance to participate in a club activity

HERE'S YOUR CHANCE TO:

Talk about turning with a full range of visitors from those who have done it to those who don't know how it's done.

Develop a real appreciation for how much easier turning is today than a few hundred years ago.

Work in a turning museum where two out of the three lathes are there because of Windy City members.

Promote Windy City Woodturners and woodturning in general.

Support a major event sponsored by the Village of Lisle and the Lisle Park District.

Get to know some of your fellow members better. It happens when you spend a few hours together with turning tools in your hands.

All of this is yours if you volunteer for a 2 ½ hour shift at the Museum at Lisle Station Park on September 15 or 16. This will be the 34th annual Depot days featuring blacksmithing, straw bale maze, food, rope making – way too much to mention and all with a circa 1900 flavor. Please help us be visible supporters of our host community. A signup sheet will be circulated at the August 21 meeting.

Do not forget to have your mug shot taken



Member Pictures

At our meeting on August 21st we will again be asking each member, who has not yet done this, to have their picture taken. We will be updating the membership picture album that was started a number of years ago. Once completed we will distribute a copy to every member. It can be used as your reference in identifying and contacting fellow members.

Please Note: It is the intent of the album and information to ONLY be distributed our members. If you do not wish to be included you can skip the picture portion. However, please also state your preference on the available list.

As you arrive please see Dave Burk near the back where he is normally found taking pictures of the gallery entries. He will take your picture. After, we ask that you verify your phone number and email on the sheet located nearby.

Bringback Challenge




Roy Lindley was the winner of a Bob Bergstrom turned bowl in July. We all know the unique that work Roy does. It will be interesting to see what he brings in August and who the lucky winner will be.


July Gallery



Bill Aitchison



Joel Lamplough



Bob Bergstrom



Dave Neybert



Bob Bergstrom

July Gallery



Bob Bergstrom



Dick Siing



Don Johnston



Dawn Herndon-Charles

July Gallery



Jason Clark



Paul Shotola



Rich Rohrback

July Gallery

Rich Nye

Marie Anderson

Dawn Herndon-Charles



Ray Luckhaupt



Rich Nye



Tony Leto



Rich Rohrback



July Gallery




Roy Lindley

Library Review by Rich Hall-Reppen

Rich Nye is demonstrating a clamshell box at the August meeting. If you need to make more boxes, check out the “Turned Boxes – 50 Designs” by Chris Stott from the Windy City library. Mr. Stott’s book has pictures and diagrams for each of the 50 designs as well as boxes done by other famous woodturners. There are some beautiful designs here, ranging from basic, simple, and easy boxes to more elegant and complex offerings that will test your skills, like footed and squared top boxes. There’s something here for everyone, and will allow the new turner to further advance their skills while making some impressive boxes as well as giving those with experience more challenging designs. There are also variations on some of the boxes which allows the turner to make more than just the 50 advertised on the cover. If you like or want to start turning boxes and know basic tool use, this is a must have resource with enough designs to keep you making boxes for years without ever repeating the same design.

We have one copy in the library that is ready to be checked out. See you at the August meeting.

Rich



Getting To Know Us

Over the last few months we have had the chance to become better acquainted with some of our members through their short biographical contributions. We would like to continue that by including two or more contributors each month. We have nearly 80 members.



Bob Bergstrom



This month Bob Bergstrom will be doing our review critique. Many of us know Bob but thought it would be useful for Bob to share some of his background with all of us.

I am honored to be asked to do the review and critique this month. I believe I can contribute to our turning experiences as a group. I have gained my turning experience both as a bowl turner and a spindle turner. I enjoyed spindle turning for some years starting on paper towel holders, making table legs and stool legs. My highlight was turning my four poster walnut bed that was copied from one featured at Amanda Colonies located in central Iowa. After buying my first chainsaw, bowl turning became my future in wood turning. Over my 47 years of turning I have produced somewhere over 400 bowls. Not all were winners. Some were poorly shaped, some funnels, some too thick, others too thin. I am still searching for that perfect bowl? I hope I can share my experiences, both good and not so good, with our members.

Club Events

CALENDAR OF EVENTS

- Club Picnic- Lisle Community Park - North Shelter
Sunday, August 26, 2018 2:00 to 6:00 pm
- Lisle Depot Days- September 15 and 16, noon to 6pm
- WCWT Garage Sale- Sept 18. This replaces normal meeting. Rules will be posted on Page 6 in this August newsletter.
- Ornament Demonstration at Woodcraft-
November 11, 10am to 3pm
- Lisle Once Upon a Christmas- December 1, 3pm to 8pm and December 2, noon to 5pm.
- Club Christmas Party- December 18 at Bohemian Crystal

Club Events (cont)

CALENDAR OF EVENTS

- September 18th- Third Quarter Challenge
 - Spheres
 - Any size
 - Any wood
 - Any finish



Visit Our Website
www.windycitywoodturners.com

Area Events

- August 23rd, 6-8PM

- VIP night Rockler Schaumburg
- Rockler will provide lathe and accessories and wood
- Contact Dave @ Rockler



- August 18-October 20-December 19

- IAP (Chicagoland International Association of Penturners)
- Bi-Monthly Meeting at Rockler Bolingbrook 10:00am-1:00 pm





Al Miotke attended the AAW Portland Symposium. Below he shares his observations.

You can view a video album of the event through this link:

<https://www.woodturner.org/page/Video2018SympSlideshow>

This year's AAW symposium in Portland was a huge success. Attendance of over 1500 people was much higher than expected and the conference center was very well organized with all classrooms, the tradeshow, and instant gallery all in close proximity to each other. The weather also cooperated which for Portland was especially nice. The demonstrators that I saw were all very good with many new faces from both the US as well as international. The instant Gallery was very impressive again and I'm sure that all attendees left with tons of inspiration and a camera full of photos.

The AAW made a few changes this year which worked out pretty well. The Kickoff meeting was held at 6:30 on Thursday night before the Special interest group meetings as opposed to early on Friday morning when people are anxious to get to their first session. There were also some nice upgrades to all the AV equipment with camera's on rolling booms which worked very well. Rather than the buffet style banquet of past symposiums which had problems, this year it was a plated dinner which worked out real well with excellent food.


There are additional changes coming for the next few years. The symposium will be held in smaller cities which should mean less expense for attendees which was the AAW's goal. 2019 will be in Raleigh, NC, 2020 will be in Louisville, KY, and 2021 will be in Omaha, NE. Best of all, you can get there by car if you don't mind the drive.

If you have never been to an AAW symposium, it's something you should consider.

Area Events (cont)

Empty Bowls

- Coordinated with Chicago Woodturners
- Oakton Community College Des Plaines
- 1st weekend in December
- Any donations accepted
- Target price range should be \$15-20
- Proceeds go to various Northern IL foodbanks
- Volunteers welcome



Empty Bowls is a non-profit global movement which has raised millions of dollars for food banks, soup kitchens and other meal programs around the world. Rhonda Fried and the Ceramics Club at Oakton Community College, brought this event to Oakton in 2006. Professional and student potters from the Chicago area contribute hundreds of beautiful and unique bowls for this annual fund raising event.

For a donation of \$15 participants select a unique handcrafted bowl which is theirs to keep and receive a simple meal of soup and bread as a reminder that “someone’s bowl is always empty.” The event includes a raffle drawing for unique ceramic art works, along with individual pieces including pottery, sculpture, and jewelry ranging from 20, 30, 40 and 50 dollars. 100 % of the proceeds go to local food charities.



Segmented Woodturning Symposium

October 11-14, 2018

Marriott Saint Louis West Hotel

www.segmentedwoodturning.org

**Major
Event**

This biennial symposium includes an incredible slate of demonstrators doing over 45 demonstrations in 5 classrooms during the 10 rotations. You will see topics for all experience levels and interests. It's an excellent opportunity to learn how to properly do segmenting or learn advanced techniques. This year's demonstrators include:

Robin Costelle, Mark Hosulak, Lloyd Johnson, Tom Lohman, Al Miotke, Curt Theobald, Malcolm Tibbetts. Bob Behnke, Martha Collins, Jim Driskel, Pete Marken, Jim Rodgers

In addition to this exciting group of demonstrators, the event includes a tradeshow, instant gallery, Saturday banquet with a Lifetime Achievement award, gallery critique, optional turning exchange, raffle, and an opportunity to rub shoulders with the best in our craft!

Visit www.segmentedwoodturners.org to learn all about the symposium and to register.

If you have any questions, contact Al Miotke at abmiotke@comcast.net.

AAW Information



With the largest portfolio of woodturning-related material in the world, AAW is the **go-to source** for woodturners of all skill levels. A membership with the AAW can help you learn and thrive in your woodturning experience, as well as connect with others who share your passion.

AAW Membership Trial

AAW's newest membership promotion is currently available and is a perfect opportunity for you to give it a try, especially for those who have been on the fence about joining. This new introductory membership enables chapter members who have never been AAW members to test the waters of a full AAW membership for THREE MONTHS FOR JUST \$20. If they wish to continue their AAW membership, introductory members will be automatically renewed one time for an additional NINE MONTHS FOR JUST \$40. Individuals who have never been AAW members may sign up for a three-month introductory AAW membership using a credit card at <http://www.woodturner.org/?page=ITM2040>.

AAW offers numerous benefits. Take a second and use the following link to explore what AAW has to offer.

<http://www.woodturner.org/?page=MemberBenefits>

As an example of what is offered check out:

<http://www.woodturner.org/?page=FUNDamentals>

Visit
www.woodturner.org