



# Windy City Woodturners

## What's In This Issue

- [Message From Jason](#)
- [Basic WCW](#)
- [Events](#)
- [Appendix](#)



**Volume 31**  
**Issue 6**  
**June 2020**

# Message From Our President

**Contributor : Jason Clark**



Like many of you I've had some spare time on my hands recently. I'm lucky enough to still be working 5 days a week but by not doing my daily 90-minute round trip I find myself with a bit more time than usual. Surprisingly I haven't spent as much time in my shop as you might think, at least not doing much woodturning.

I mentioned a couple of months ago that I was getting my shop setup to be able to do live remote video demonstrations, the May meeting for Windy City was my first attempt at doing one of those demos and I think it went reasonably well and I hope that those that attended the meeting will agree. Certainly, there were some minor issues and if I'm being honest it was more difficult than I anticipated to do the demo and run the cameras at the same time but it's something that I'll get better at over time. I think I will always prefer to do an in-person demonstration rather than a remote video demonstration but there are definite advantages to being able to do it virtually. I don't have to take time away from my job and my family to travel to the demonstration location and I can sleep in my own bed at night.

# Message From Our President



But there are downsides too. The biggest one I've found so far is the lack of audience feedback. I can't survey the crowd to see if everyone is keeping up (or see who has fallen asleep) and it's much harder to develop a rapport with a crowd when I can't see them. Audience members also seem to be much more hesitant to ask questions, make observations, or make suggestions. I think it may be because they have to unmute their line in order to do so. Additionally, I don't believe it's possible to do a hands-on class virtually which cuts into my bottom line.

One of the other things that I've been spending my spare time on was to create a booklet with complete step by step instructions on how to make one of my signature Saturn Bowls. I premiered the booklet during my demo for Windy City last month and some of the members in attendance took advantage of a special introductory price for Windy City club members. I've had a 2-page document with a limited number of photos for several years. It was meant to supplement my demo and hands-on classes and was intentionally somewhat vague. The new booklet (or PDF) is 5 times longer, has ample full color photographs of each step and was a major undertaking to put together. I lost track of the hours involved in producing a high-quality document between all of the turning, photography, writing, layout, and printing.

# Message From Our President



Now that those major undertakings are complete, I have to decide how to spend some of my free time. Certainly, now that the weather has taken a turn for the better, I'll be spending some additional time working in the yard and on the house; mowing the lawn, picking raspberries and blackberries, weeding the garden, and trying to knock a few items off my honey-do list. And maybe here or there I hope to find a few minutes to make some shavings.






# June Meeting – Email To Follow

- ▶ Due to the timing and impact of the COVID-19 pandemic, it's been 3 full months since Windy City has had a meeting. I'm happy to announce that we'll be having a virtual meeting via Zoom on our regular meeting date and time, June 16 at 7PM.
- ▶ We recommend downloading and installing Zoom ahead of time ( <https://zoom.us/download> ) , it's available for Mac, Windows, IOS, and Android as well as Chrome and Firefox browser extensions.

# May Recap – Jason – Thank You

- ▶ I've been using part of the time that we've been in lockdown to setup my shop to be able to offer live remote video demonstrations and I've volunteered to be our guinea pig and provide the demonstration for the meeting. This is our first time doing a virtual meeting and my first time doing a live remote video demonstration so we do expect some minor issues so we appreciate your understanding as we try something different.
  - ▶ I'll be demonstrating one of my signature Saturn Bowls in Zebrawood for the remote demo. A small bowl is surrounded by a wide flat disc, the bowl and disc are then mounted off center and an offset circle is cut that allows the smaller inset disc to rotate but not come apart.
  - ▶ Be on the lookout for meeting invites to the Thursday Zoom prep session as well as to the regular club meeting on May 19th. We'll open the Zoom meeting a little early for socialization.
- 

# May – Saturn Bowls – Thank You



# June Meeting – Mark Dreyer

## Pen Making – From Beginner To Pro in 60 Minutes


All skill levels are welcome – Everyone starts with making a traditional wooden pen. But it does not need to end there. The key to the process is challenging yourself to do something new and branch out.

### Part 1:

Topics include the entire process from blank selection or creation, drilling, gluing, turning, finishing, and assembly. We will look at numerous finishing techniques and the challenges of each – from simple buffing to CA and many in between. Working with all the basic tools and jigs used in the process.

### Part 2:

Now taking the wood pen to the next steps – coloring, bleaching and segmenting wood. We will discuss the different techniques to make your work stand out above the rest.





# June Meeting



Mark Dreyer /  
John Underhill



# Note From Your Editor

- ▶ Just because there are no meetings, does not mean we don't want to see your work
- ▶ Now for the rest of you – there will be pen pictures.
- ▶ Thanks for the contributions – Marie Anderson



# New WCWT Website


- ▶ Temp URL – <http://wcwt.dreyerhouse2.com/>
- ▶ We are looking at upgrading the website
- ▶ Your comments are welcome
- ▶ Still under construction – but up to date
- ▶ Contact: [mg\\_dreyer@yahoo.com](mailto:mg_dreyer@yahoo.com) with comments



# WIT Presents: Betty Scarpino

WIT Presents is a series of webinars featuring women artists. Through WIT Presents, we endeavor to inspire creativity and create community among women via conversations and interactive studio tours. WIT Presents was created by the AAW WIT Committee during the COVID-19 pandemic as a means to keep women woodturners connected with one another. The format consists of the artist's presentation of her work, a Q&A session, and a tour of the artist's shop.

May 23rd was the first WIT Presents webinar presentation featuring Beth Ireland. (If you were not able to attend this virtual event, please feel free to visit the WIT page on the AAW website to view the presentation in it's entirety.) The next WIT Presents presenter is Betty Scarpino. Registration is now open and available to all AAW women on the website. You should have received an email announcement. If you did not get the email, you are either not an AAW member OR you have not updated your profile on the new AAW website to show your gender as female. You will need to be logged in to the website in order to register for this event. Please note, the next event is scheduled for June 13, 2020 and there is limited attendance for this event, so register today!





# WIT Presents: Betty Scarpino

This event will also include an "After Party" Zoom meeting as a direct response to the feedback that was received from the first presentation. This WIT AP will take place immediately following the webinar and will allow all in attendance some time for networking and community building. All in attendance that have signed up for the AP will be sent a separate link to join the meeting. Hope to see you there!

Contact:

- ▶ Marie Anderson, WCWT
- ▶ WIT Chapter Liaison and
- ▶ AAW WIT Committee Member



# AAW New Website



Looking for something to do while you remain safe at home? Take an hour to go explore the new AAW website. There are so many new things to learn on this website. If you are trying to find your next project, go search the index of the AAW Journals - American Woodturner magazine. Type in Goblets, or Rose Engine or Split Turning and see what you get! Not interested in any of those? Try Marilyn Campbell or Frank Sudol or for those of you who are just learning Alan Lacer or Michael Hosaluk. There is also a vetted list of videos that can show you good, safe techniques. Make good use of your time - learn something! (NOTE: while you are on the AAW website, update your personal profile - and if you have a family membership, there should be a separate profile for your spouse!)

Contributor:

Marie Anderson, WCWT  
WIT Chapter Liaison and  
AAW WIT Committee Member

# Newsletter Needs Your Help

- ▶ If you are involved in any demos, activities, or events that you would like to share with the group – please let me know
- ▶ We need
  - The activity / event
  - Location
  - Dates and time
  - Brief description
- ▶ Send this to [mg\\_dreyer@yahoo.com](mailto:mg_dreyer@yahoo.com) and I promise I will get it in the next newsletter



# Member Contributions





# Pandemic Journals – Chapter 1

I don't know about you, but I am very thankful that I am a woodturner right now. I have been in the shop more since this whole pandemic started than I have been in several years. I have been communicating with woodturning friends, taking in virtual woodturning classes, working hard with the WIT committee on new ideas to keep in touch with the community of woodturners that has become so important to my mental health during this crazy shelter in place time. Honestly, it has been wonderful to slow down and just make things! When Mark texted that he would really appreciate something for the newsletter I figured I'd share a few things that I have been up to. I made a list thinking that I would write a couple paragraphs and cover a few things...and then I decided to make a commitment to write more than one article so the Pandemic Journals was born. I will tell you all about the things that I am doing to keep busy and I hope that this will inspire you a bit to share what you have been doing as well!

This month I'm working on turning Empty Bowls. Turns out I have quite a few roughed out bowls in my shop (I bet you do too right?). Well, after thinking about the last few months and seeing the craziness happening because people are afraid of not being able to get food, it struck me that this is something that I can do to help while staying at home. I have finish turned 8 bowls and am working on embellishing another two.

I know that the Corona Virus is not to blame for the crazy weather we have had over the last couple of months, but since it happened while we were at home, Dan and I were able to exercise the chain saws on a lovely mulberry tree and of course that led to more lathe work. Unfortunately, my efforts to work through the rough turned bowl stash has been for naught...there are now quite a few more in waiting at this point. My garden is loving all the golden mulch! Looks like the next round of green wood turning will be Box Elder which will most likely be down before this newsletter is printed if we get the interesting weather that is forecast from Cristobal this week. Thank goodness I'm a woodturner!

I hope you are all keeping safe and using this time to work on your stash of rough turned bowls. This year is going to be more important than ever to donate to Empty Bowls. I hope you will consider donating again this year! Next month I will tell you about the remote demo's I've been attending!

Contributor:

Marie Anderson, WCWT

# WCWT – The Basics

- ▶ Next Meeting: June 16, 2020 (Virtual – See Slide 5)
- ▶ Meetings are on the 3rd Tuesday of each month
- ▶ 7:00 PM - 9:30 PM
- ▶ ZOOM – Get the app  
(<https://zoom.us/download>)
- ▶ ~~Lisle Park District Building~~
  - ~~1925 Ohio Street~~
  - ~~Multipurpose Room #4~~
- ▶ URL - WindyCityWoodturners.Weebly.com



# Call For Demonstrators



- ▶ Want to help out?
- ▶ Tell the world (or at least the club) about your talent and adventures?
- ▶ Maybe just what you have learned recently?
- ▶ **WE NEED YOUR HELP – VOLUNTEER TO DEMO**
- ▶ Contact
  - Peter D'Attomo (zorro4122@yahoo.Com)

## **This Is Your Club – Please Help Out**

# Events You Should Know About

- ▶ 2020 AAW – Louisville – July - Virtual





# AAW 2020 – Louisville



## ► Date July 10 – 12, 2020

**AAW will launch its first-ever three-day online “Virtual Symposium”.**

The all-online event will feature live educational woodturning demonstrations, special interest sessions, panel discussions, live auctions, Instant Gallery, prizes drawings for attendees, a virtual trade show, and more.

Demonstrators for the event will include woodturning pros Trent Bosch, Cindy Drozda, Rudy Lopez, Glenn Lucas, Mike Mahoney, and Craig Timmerman. Topics will be announced.

Panel discussions will include social media/business, artistic practice, and an Instant Gallery critique.


Special Interest Sessions will include Gizmos and Gadgets, a presentation of “best of the best” woodturning tips, and a Women in Turning (WIT) presentation.

Each registered attendee may send an image to include in the Virtual Instant Gallery. The cost for all three days of programming is \$20.20 (nonrefundable), which includes access to a replay of recorded Virtual Symposium content for up to two weeks following the event.

# WCW Events – 2020

- ▶ Depot Days
- ▶ Details Forthcoming
  - Saturday, September 19
  - Sunday, September 20
- ▶ Contact: Don Johnston

# WCW Events – 2020

- ▶ Once Upon A Christmas
  - ▶ Details Forthcoming
    - Saturday, December 5
    - Sunday, December 6
  - ▶ Contact: Don Johnston
- 

# WCW Events – 2020

- ▶ Windy City Demonstrates Christmas Ornaments
- ▶ Details Forthcoming
  - Rockler – July or October On A Saturday
  - Woodcraft – July or October On A Saturday

- ▶ Contact: Don Johnston






# WCW Events – 2020

- ▶ Lisle Heritage Society Christmas Ornament
  - ▶ Details Forthcoming
  
  - ▶ Contact: Don Johnston
- 

# Appendix

- ▶ 2020 Board Of Directors
  - ▶ 2020 Committee Descriptions
  - ▶ Windy City YouTube Channel
  - ▶ AAW Trial Membership
- 

# 2020 WCWT – Officers

**President** - Jason Clark

[jclark58@gmail.com](mailto:jclark58@gmail.com)

**Vice-President** - Peter D'Attomo

[zorro4122@yahoo.com](mailto:zorro4122@yahoo.com)

**Treasurer** - Nick Page

[nicklpage@sbcglobal.net](mailto:nicklpage@sbcglobal.net)

**Secretary/Editor** - Mark Dreyer

[mg\\_dreyer@yahoo.com](mailto:mg_dreyer@yahoo.com)



# WCWT 2020 Committee Volunteers

- ▶ **Photography - Dave Burke**

- ▶ Photograph club activities and events and make those photos available for the monthly presentation, club newsletter, email, website, and other forms of communication. Help maintain the club photo roster.



- ▶ **Webmaster - Rich Rohrbach**

- ▶ Develop/maintain/update WCWT website and domain. Demonstrator schedule, photos, newsletter and other updates as required. If you have interest in this position please let us know.



- ▶ **Events- Don Johnston**

- ▶ Help coordinate and organize club events and activities including but not limited to Depot days, Once upon a Christmas, Rockler/Woodcraft events, ornament turning. Seek out opportunities for the club to further our mission to promote and educate the public about WCWT and woodturning in general.



# WCWT 2020 Committee Volunteers

## ▶ **Raffle— Richard Nye**

- ▶ Source wood, tools, and woodturning related accessories from various sources including donations, discounts, and purchases to be used for the monthly raffle. Raffle tickets are sold at the beginning of each meeting and items are raffled off at the middle of the meeting. Proceeds from the raffle go back to the club to offset club expenses and to fund the raffle itself. Certain item(s) may require multiple months of selling tickets in order to cover the costs of the item(s) and provide adequate profit to the club. Receipts for items that have been purchased are expected to be provided to the treasurer whenever possible so that the purchases can be balanced against the raffle line item in the budget.



## ▶ **A/V – Bob Bergstrom/Mark Jundanian**

- ▶ Research and make recommendations on audio/video decisions and purchases based on the club needs, bearing in mind possible future uses including remote video purchases and the ability to record demonstrations. Setup and run audio and video equipment at club meetings and presentations. Projector, screen, cameras, audio, and software. Recommendations should account for capabilities now and in the future, budget, and storage limitations.



## ▶ **Library- Rich Hall-Reppen**

- ▶ Organize and maintain the club's stock of books, magazines, DVDs, and other materials. Maintain records of items that have been borrowed by club members. Source additional/replacement materials for the library within the budget assigned. Provide relevant article about available library material for monthly newsletter.





# WCWT YouTube Channel



1:43:46

## 20 Years of Turning Pens

43K views • 3 years ago



1:13:53

## TURNING NATURAL EDGE BOWLS CLEANLY

21K views • 2 years ago



35:58

## Ideas with Inside Out Turnings with Andy Kuby

16K views • 7 months ago



1:00:46

## Turning a hollowed Christmas ornament with...

3.5K views • 1 year ago



1:08:24

## Duel Bowl Gouge Cuts

3.5K views • 2 years ago



44:08

## Inside Out Ornaments with Andy Kuby

2.4K views • 1 month ago

# WCWT YouTube Channel



57:18

Turning a inlay in a inlay in a inlay

2.2K views • 1 year ago



42:18

TURNING A BOX WORTH ITS "SALT"

1.9K views • 1 year ago



21:46

Easy Finish for Pens, Bottle Stoppers and Boxes

1.9K views • 1 year ago



42:00

Easy threading of boxes and lids

1.5K views • 1 year ago



1:34:34

Designing and Turning Plates and Platters

1.4K views • 2 years ago



47:16

Turning End Grain Lidded Boxes

1K views • 2 years ago



# WCWT YouTube Channel



**Dick Sing talks about his Sing Finishes**

979 views • 3 years ago



**Bowl turning 101 with Jason Clark**

919 views • 11 months ago



**WAYS OF MOUNTING WOOD BLANKS**

784 views • 3 years ago



**SPIRAL BOXES BY JASON Clark**

733 views • 2 years ago



**Different Cuts for Different Forks**

693 views • 2 years ago



**Turning a Turner's Star in Colored Resin**

568 views • 4 weeks ago

# WCWT YouTube Channel



Using a Vacuum Chuck

581 views • 1 year ago



3 Major Bowl Grinds for the Interior of bowls.

545 views • 5 months ago



Using Spindle Gouges on Bowls

538 views • 2 years ago



Texturing and Chattering Wood Surfaces

540 views • 1 year ago



Threading Resin on Boxes

512 views • 7 months ago



Secrets of Successful Texturing on Platters and...

471 views • 3 months ago



# WCWT YouTube Channel



**Beautiful Bracelets from the lathe**

459 views • 1 year ago



**Pushing Iridescent Paint on Bowl Rims**

395 views • 1 year ago



**Lubricate the coring groove!**

328 views • 1 year ago



**CUTTING THE INTERIOR LOWER THIRD OF A BOWL...**

319 views • 1 year ago



**Eccentric Turning With Clint Stevens**

313 views • 4 months ago



**Analyzing the Skew**

293 views • 3 years ago



# WCWT YouTube Channel



**Roses for a Pretty Lady**

199 views • 1 month ago



**Replicating Spindle Turnings**

192 views • 2 years ago



**ANDY KUBY DEMOS  
THREADING ON VESSELS**

192 views • 1 year ago



**Casting Resins with Greg  
Bonier**

162 views • 5 months ago