



Windy City Woodturners

What's In This Issue

- [Message From Jason](#)
- [Basic WCW](#)
- [Events](#)
- [Appendix](#)

MAY

Volume 31
Issue 5
May 2020

Message From Our President



Contributor : Jason Clark

Growing up my mother had a curio cabinet full of Precious Moments porcelain figurines. Some were meant to commemorate certain events (Baby's First Haircut) while others were related to my family's faith (He Cleansed My Soul). Also in that cabinet was a single glass dolphin, approximately 4" long. Almost certainly a souvenir from a family trip to Sea World when I was around 12 years old. I don't remember too much about that trip but I do remember that glass dolphin.

One of the things that I typically do as a woodturning demonstrator is to donate my demonstration pieces to the club or organization that is hosting the demonstration. It's a small way to give back and to potentially help the club offset some of the demo related expenses. On more than a few occasions I've been present when the demo piece has been auctioned off. On several of those occasions the unfinished demo piece was sold for significantly more money than I would typically ask for a signed and finished piece produced in my shop at home.

Message From Our President



I've always been a bit perplexed by this phenomenon and it's taken me a number of years but I think I finally figured it out, all it took was a good look at my own woodturning collection and the memory of that glass dolphin.

My collection is comprised of about 90% finished piece acquired via purchases from other artists, auctions, trades, raffles, and a couple of my own pieces. The other 10% is made up of demo pieces and includes pieces by other turners such as David Ellsworth, Hans Weissflog, Mark Sfirri, Derek Weidman, Nick Cook, and others. Almost all of those demo pieces were purchased from the artist after seeing them make the item during a demo. That's one of the reasons that they're special to me.

Message From Our President




That's why that glass dolphin had a place of honor in my mother's curio cabinet. It wasn't just a souvenir purchased in a gift shop. It was a dolphin that we saw a glassblowing artist make and my family subsequently purchased. It's more than a glass dolphin; it's a physical reminder of that trip and is a reason that someone that attended one of my demos might be willing to pay a bit of a premium for one of my demo pieces. There's just something different about owning something that you've seen being made.



May Meeting

- ▶ Due to the timing and impact of the COVID-19 pandemic, it's been 2 full months since Windy City has had a meeting. I'm happy to announce that we'll be having a virtual meeting via Zoom on our regular meeting date and time, May 19 at 7PM.
- ▶ In preparation for that meeting we'll be having a **Zoom tutorial on Thursday, May 14**, also at 7PM. We recommend downloading and installing Zoom ahead of time (<https://zoom.us/download>), it's available for Mac, Windows, IOS, and Android as well as Chrome and Firefox browser extensions.


May Demo – Jason Clark

- ▶ I've been using part of the time that we've been in lockdown to setup my shop to be able to offer live remote video demonstrations and I've volunteered to be our guinea pig and provide the demonstration for the meeting. This is our first time doing a virtual meeting and my first time doing a live remote video demonstration so we do expect some minor issues so we appreciate your understanding as we try something different.
 - ▶ I'll be demonstrating one of my signature Saturn Bowls in Zebrawood for the remote demo. A small bowl is surrounded by a wide flat disc, the bowl and disc are then mounted off center and an offset circle is cut that allows the smaller inset disc to rotate but not come apart.
 - ▶ Be on the lookout for meeting invites to the Thursday Zoom prep session as well as to the regular club meeting on May 19th. We'll open the Zoom meeting a little early for socialization.
- 

May Demo – Saturn Bowls



Note From Your Editor

- ▶ Just because there are no meetings, does not mean we don't want to see your work
 - ▶ I told you this was going to happen – only one person sent me pictures for the newsletter – thank you Bob.
 - ▶ And Dick Sing sent me an article I can reprint – next month
 - ▶ Now for the rest of you – there will be pen pictures.
- 

Bob Bergstrom



Obligatory Pen Pictures



Mark Dreyer /
John Underhill



Newsletter Needs Your Help

- ▶ If you are involved in any demos, activities, or events that you would like to share with the group – please let me know
- ▶ We need
 - The activity / event
 - Location
 - Dates and time
 - Brief description
- ▶ Send this to mg_dreyer@yahoo.com and I promise I will get it in the next newsletter



Help Wanted – Need A Volunteer

- ▶ The club is in need of a backup and setup A/V helper
- ▶ No experience required
- ▶ Simply show up at the meeting early and help setup the A/V and backup Mark when he cannot make a meeting
- ▶ Please consider helping out



WCWT – The Basics

- ▶ Next Meeting: May 19, 2020 (Virtual – See Slide 5)
- ▶ Meetings are on the 3rd Tuesday of each month
- ▶ 7:00 PM - 9:30 PM
- ▶ ZOOM – Get the app
(<https://zoom.us/download>)
- ▶ ~~Lisle Park District Building~~
 - ~~1925 Ohio Street~~
 - ~~Multipurpose Room #4~~
- ▶ URL - WindyCityWoodturners.Weebly.com



March 2020 – Plates and Platters

► Don Johnston

In March I am going to talk about Plates and Platters. I first started looking at them as a form when I wanted to turn something out of a couple of highly figured boards. Plates are a perfect medium to display figure – relatively little of it is lost to shavings. And we turners shouldn't leave all the pretty boards for lat-work guys.

So what makes a plate/platter? It should have a rim, right – but how wide? How thick should the wood be to start? Will it be a functional or decorative form? How do you decide shape? What are the design criteria impacting stability? And finally, how do you make one?

Come even if you don't have a 20" lathe; the subject applies to Mini-Lathe projects as well."

New – Gallery Review Bonus

- ▶ When you bring in an item for critique at the gallery review you will be rewarded with a ticket
- ▶ This “Magic” ticket is your entry to a possible prize at the Christmas Party
- ▶ Details of the prize are still being worked out but you don’t want to miss it
- ▶ And yes, we know who bought in thus far and you will be getting your tickets
- ▶ For a change “a ticket you want”



Call For Demonstrators



- ▶ Want to help out?
- ▶ Tell the world (or at least the club) about your talent and adventures?
- ▶ Maybe just what you have learned recently?
- ▶ **WE NEED YOUR HELP – VOLUNTEER TO DEMO**
- ▶ Contact
 - Peter D'attomo (zorro4122@yahoo.Com)

This Is Your Club – Please Help Out

April 2020 Meeting – Recap

- ▶ Amendment - Quorums for Voting
 - Members requested to change percentage from 35%
 - Vote called and passed
- ▶ Bob Bergstrom – Demo – Texturing
 - Another great demo – thanks Bob
 - Lets see some texturing at the next meeting

CANCELLED!

Events You Should Know About


- ▶ 2020 AAW – Louisville - June
- ▶ 2020 Turn On! Chicago – July



WCW Events – 2020

- ▶ Depot Days
 - ▶ Details Forthcoming
 - Saturday, September 19
 - Sunday, September 20
 - ▶ Contact: Don Johnston
- 

WCW Events – 2020

- ▶ Once Upon A Christmas
 - ▶ Details Forthcoming
 - Saturday, December 5
 - Sunday, December 6
 - ▶ Contact: Don Johnston
- 

WCW Events – 2020

- ▶ Windy City Demonstrates Christmas Ornaments
- ▶ Details Forthcoming
 - Rockler – July or October On A Saturday
 - Woodcraft – July or October On A Saturday

- ▶ Contact: Don Johnston



WCW Events – 2020

- ▶ Lisle Heritage Society Christmas Ornament
 - ▶ Details Forthcoming

 - ▶ Contact: Don Johnston
- 

AAW 2020 – Louisville



► Date June 4–7, 2020

- Nick Agar
- Michael Alguire
- Stuart Batty
- Simon Begg
- Dixie Biggs
- Michael Blankenship
- Trent Bo
- Bruce Can
- Pat Carroll
- Jason Clark
- Nick Cook
- Rebecca DeGroot
- Mick Hanbury
- Kurt Hertzog
- Michael Hosaluk
- Janice Levi
- Art Liestman
- Tom Lonman
- Pete Marker
- Hannes Michelsen
- Mark Palma
- Doug Schneider
- Mark Sfirri
- Dan Tilden
- Craig Timmerman
- John Underhill
- Donna Zils Banfield

CANCELLED!



Turn On! Chicago



- ▶ **Crowne Plaza Hotel Northbrook, Illinois**
 - This is a location change
- ▶ July 23 –26, 2020

Featured Demonstrators Regional Demonstrators

- Andy Cole
- Cynthia Gibson
- Michael Hockluk
- Eric Lofstrom
- Chris Ramsey
- Avelino Samuel

- Marie Anderson
- Roberto Ferrer
- Keith Lackner
- Clint Stevens
- Doug Thompson
- Rob Wallace


TurnFest 2020 – Australia

- ▶ World Renown Turner – Dick Sing
- ▶ Cindy Sing – Exceptional Jewelry
- ▶ SeaWorld Resort and Water park on the Gold Coast
- ▶ September 13, 14 & 15
 - *Subject to Government regulations*

CANCELLED!



Appendix

- ▶ 2020 Board Of Directors
 - ▶ 2020 Committee Descriptions
 - ▶ Windy City YouTube Channel
 - ▶ AAW Trial Membership
- 

2020 WCWT – Officers

President - Jason Clark

jclark58@gmail.com

Vice-President - Peter D'Attomo

zorro4122@yahoo.com

Treasurer - Nick Page

nicklpage@sbcglobal.net

Secretary/Editor - Mark Dreyer

mg_dreyer@yahoo.com



WCWT 2020 Committee Volunteers

- ▶ **Photography - Dave Burke**

- ▶ Photograph club activities and events and make those photos available for the monthly presentation, club newsletter, email, website, and other forms of communication. Help maintain the club photo roster.



- ▶ **Webmaster - Rich Rohrbach**

- ▶ Develop/maintain/update WCWT website and domain. Demonstrator schedule, photos, newsletter and other updates as required. If you have interest in this position please let us know.



- ▶ **Events- Don Johnston**

- ▶ Help coordinate and organize club events and activities including but not limited to Depot days, Once upon a Christmas, Rockler/Woodcraft events, ornament turning. Seek out opportunities for the club to further our mission to promote and educate the public about WCWT and woodturning in general.



WCWT 2020 Committee Volunteers

▶ **Raffle— Richard Nye**

- ▶ Source wood, tools, and woodturning related accessories from various sources including donations, discounts, and purchases to be used for the monthly raffle. Raffle tickets are sold at the beginning of each meeting and items are raffled off at the middle of the meeting. Proceeds from the raffle go back to the club to offset club expenses and to fund the raffle itself. Certain item(s) may require multiple months of selling tickets in order to cover the costs of the item(s) and provide adequate profit to the club. Receipts for items that have been purchased are expected to be provided to the treasurer whenever possible so that the purchases can be balanced against the raffle line item in the budget.



▶ **A/V – Bob Bergstrom/Mark Jundanian**

- ▶ Research and make recommendations on audio/video decisions and purchases based on the club needs, bearing in mind possible future uses including remote video purchases and the ability to record demonstrations. Setup and run audio and video equipment at club meetings and presentations. Projector, screen, cameras, audio, and software. Recommendations should account for capabilities now and in the future, budget, and storage limitations.



▶ **Library- Rich Hall-Reppen**

- ▶ Organize and maintain the club's stock of books, magazines, DVDs, and other materials. Maintain records of items that have been borrowed by club members. Source additional/replacement materials for the library within the budget assigned. Provide relevant article about available library material for monthly newsletter.



WCWT YouTube Channel



1:43:46

20 Years of Turning Pens

43K views • 3 years ago



1:13:53

TURNING NATURAL EDGE BOWLS CLEANLY

21K views • 2 years ago



35:58

Ideas with Inside Out Turnings with Andy Kuby

16K views • 7 months ago



1:00:46

Turning a hollowed Christmas ornament with...

3.5K views • 1 year ago



1:08:24

Duel Bowl Gouge Cuts

3.5K views • 2 years ago



44:08

Inside Out Ornaments with Andy Kuby

2.4K views • 1 month ago

WCWT YouTube Channel



57:18

Turning a inlay in a inlay in a inlay

2.2K views • 1 year ago



42:18

TURNING A BOX WORTH ITS "SALT"

1.9K views • 1 year ago



21:46

Easy Finish for Pens, Bottle Stoppers and Boxes

1.9K views • 1 year ago



42:00

Easy threading of boxes and lids

1.5K views • 1 year ago



1:34:34

Designing and Turning Plates and Platters

1.4K views • 2 years ago



47:16

Turning End Grain Lidded Boxes

1K views • 2 years ago

WCWT YouTube Channel



Dick Sing talks about his Sing Finishes

979 views • 3 years ago



Bowl turning 101 with Jason Clark

919 views • 11 months ago



WAYS OF MOUNTING WOOD BLANKS

784 views • 3 years ago



SPIRAL BOXES BY JASON Clark

733 views • 2 years ago



Different Cuts for Different Forks

693 views • 2 years ago



Turning a Turner's Star in Colored Resin

568 views • 4 weeks ago

WCWT YouTube Channel



Using a Vacuum Chuck

581 views • 1 year ago



3 Major Bowl Grinds for the Interior of bowls.

545 views • 5 months ago



Using Spindle Gouges on Bowls

538 views • 2 years ago



Texturing and Chattering Wood Surfaces

540 views • 1 year ago



Threading Resin on Boxes

512 views • 7 months ago



Secrets of Successful Texturing on Platters and...

471 views • 3 months ago

WCWT YouTube Channel



Beautiful Bracelets from the lathe

459 views • 1 year ago



Pushing Iridescent Paint on Bowl Rims

395 views • 1 year ago



Lubricate the coring groove!

328 views • 1 year ago



CUTTING THE INTERIOR LOWER THIRD OF A BOWL...

319 views • 1 year ago



Eccentric Turning With Clint Stevens

313 views • 4 months ago



Analyzing the Skew

293 views • 3 years ago

WCWT YouTube Channel



Roses for a Pretty Lady

199 views • 1 month ago



Replicating Spindle Turnings

192 views • 2 years ago



**ANDY KUBY DEMOS
THREADING ON VESSELS**

192 views • 1 year ago



**Casting Resins with Greg
Bonier**

162 views • 5 months ago