




Volume 30  
Issue 7  
July  
2019

# The Monthly Newsletter of the Windy City Woodturners

## In This Issue:

- |                         |          |
|-------------------------|----------|
| •President's Message    | • Pg. 2  |
| •Club News              | • Pg. 3  |
| •July's Demo            | • Pg. 9  |
| •June Gallery Review    | • Pg. 11 |
| •Area Events            | • Pg. 15 |
| •AAW News & Information | • Pg. 17 |
| •Committee Descriptions | • Pg. 20 |

The Demo for our July meeting will be performed by  
**Greg Bonier.**  
He will be demonstrating his methodology for casting pen blanks.





In woodturning, as in life, trends tend to come and go. Some trends hang around longer than others and some may even become permanent fixtures or “the new normal”. This is particularly evident in the woodturning world if you’ve spent any more than just a few minutes on social media like Instagram and Facebook.

Several years ago my social media feeds were filled with all manner of things being made out of colored pencils cast in resin. I was repeatedly tagged in photos and videos by family and friends.

“OMG, you HAVE to see what this person made out of an ordinary box of colored pencils!” – Thanks for the post, that’s pretty cool.

“You could do this!” – I could, but I won’t.

“Have you seen this before?!?” – Yes, I’ve seen it before, I was tagged in the same video last week.

More recently I’ve been seeing lots of turnings made from old skateboards and there has been an ongoing trend of “fractal burning” for several years – more on that in a minute. The hottest trend right now is combining resin and wood into hybrid blanks, we actually have 2 upcoming demos focusing on that subject. When it’s done well it can be fantastic. Our upcoming demonstrators, Keith Lackner (who demonstrated for us a couple years ago) and Greg Bonier who some of you may have seen as a vendor at the MidWest Pen Turners Gathering in April, make some of the best resin blanks and resin turnings that I’ve seen.

(President’s Message continued on Page 19)

**Club meetings:** 3<sup>rd</sup> Tuesday of each month

**Meeting Time:** 7:00 pm

**Location:** Lisle Park District  
1925 Ohio St., Lisle, IL

Attendance at meetings is free. Guests and visitors are always welcome

Our July meeting will be July 16, 2019

## Club News

# Volunteer Why Do We Do This?

The signup sheet for the Rockler ornament demo made it all the way around the room at the last meeting without a mark – no blemishes. Maybe you didn't know if the date was open for you – the first mention of it was at the meeting. Maybe you're not sure you're a "demonstrator." Maybe you wonder why we bother with this sort of thing. For several years Windy city has done 4 outside events -- Ornaments at Rockler and Woodcraft, and two events at the Blacksmith Shop lathe display. We always get good membership support at these events, and we will again this year.

But why do we bother? What's the purpose of these outside events? Why is Windy City in the Demo Business?

"Educating the public about woodturning" is a stated purpose of the American Association of Woodturners with whom we are affiliated and is also specifically stated in Windy City's Bylaws

## **Club Officers**

At Your Service

### **President**

Jason Clark

[jclark58@gmail.com](mailto:jclark58@gmail.com)

### **Vice-President**

Peter D'Attomo

[zorro4122@yahoo.com](mailto:zorro4122@yahoo.com)

### **Treasurer**

Nick Page

[nicklpage@sbcglobal.net](mailto:nicklpage@sbcglobal.net)

### **Secretary / Editor**

Bruce Kamp

[bruce.kamp@sbcglobal.net](mailto:bruce.kamp@sbcglobal.net)

Current Membership 88

Additionally, the following people

Serve in these important roles:

#### Promotions

Rich Nye

#### Videography

Bob Bergstrom

Tom Waicecuskas

#### Photography

Dave Burk

#### Librarian

Rich Hall-Reppen

# Why Do We Do This? (cont)

. Meetings and picnics and Christmas parties don't accomplish that. We need to find ways to reach outside our club boundaries.

So where should we reach? Our logic has been that we should at least look for ways to thank and support those who support us. Certainly Woodcraft and Rockler brick and mortar stores qualify. And we are happy to find ways to thank the Lisle Park District, our landlord. Support of the Museums at Lisle Station Park (the Blacksmith Shop for us) gives us a chance to say thanks to the Park District as well as the broader community of Lisle. (Windy City helped create the museum exhibit of antique lathes. When we were first introduced to the museum by its curator, they had a single example – a 1700's wooden treadle lathe. Through the efforts of Windy City members Pete D'Attomo and Mark McCleary the exhibit now contains a cast iron lathe from the early 1900's and a reproduction 1600's double spring pole lathe.)

Members who participate in these events learn. We learn from our fellow demonstrations. We learn how happy we are that lathes now have motors. And we learn more about the people that are demonstrating with us. (Our meetings don't give a lot of time to get acquainted with each other – our members are often more interesting than we know.)

So next time you see that clipboard come around, think about signing up. Mark down the dates when you see them in the newsletter so that you will already know what works with the master calendar at home. If you don't consider yourself a demonstrator at this time, support the events as a spectator – do your part by asking easy questions and marveling aloud at the demonstrator's skills. Thanks for thinking about these outreach events as a way of supporting your club.

Don Johnston



# Important Club Business

## Please Read



Over the course of this year the board has been examining our current audio/video setup and looking for ways to improve the quality of the audio and video presentations at our monthly meetings and get the club to a point where we can offer something different – live remote demonstrations from professional woodturners. It's been a work in progress for the past few months as we borrowed equipment and tried to piece something together. I believe that the quality has marginally improved but the truth is that we've reached the limits of our current equipment and the equipment that we borrowed and were given. To further improve the quality of the audio and video at our monthly meetings and fulfill the goal of live remote demonstrations we must purchase new equipment.

The equipment below has been researched and selected to meet our current needs as well as our future needs while keeping in mind the club's financial situation. The board believes that the equipment proposed below will significantly improve the quality of our A/V setup and approved the selection of this equipment at the July board meeting. At the regular meeting on July 16th we will be asking the members in attendance for authorization to spend funds to purchase the equipment as outlined below. The club is in strong financial situation with no other significant needs or expenses in the foreseeable future

# Important Club Business

(cont)



## Windy City Woodturners A/V Proposal

We acknowledge that this is a very significant purchase and that it represents approximately 1/3 of the club's current funds (\$8014.09 with \$150 outstanding as of July 2nd) and we don't take that lightly but the club has the funds to spend and they're not doing any good just sitting in the bank; they'll be better used improving the quality of our member's experience at our meeting. I'm happy to answer any questions or to hear your feedback and suggestions. Our proposed purchase are:

- Laptop to support video processing, projecting, and recording:
  - Dell G5587 – Intel i5 processor, 8GB RAM, 256GB SSD, 1TB HDD, Nvidia GeForce GTX 1060 w/ 6GB RAM - \$799.99
- Video Projector:
  - Viewsonic 1080p short throw 3000 lumens, 22,000:1 contrast ratio. - \$699.99
- On lathe lighting:
  - 2' X 4' Flat panel LED, 50W, 4000K color, 5952 lumens, dimmable - \$94.99
- Video Software:VMix – Video mix and capture software - \$60
- Audio:Yamaha MG10XU mixer , Samson X12D 2 way active loudspeaker, Phenyx wireless microphone system w/ handheld wireless microphone and headset wireless microphone, XLR cables for microphone receiver and speaker. - \$705.25
- HDMI cable(s) and miscellaneous connectors, wires, dimmer switch, etc. - \$139.78

**Grand Total of above: \$2500.00**

Jason – jclark58@gmail.com – 480-688-9291

# Club News (cont)

Two Club Sponsored events that our club participates in every year are Lisle Depot Days and Once Upon A Christmas.

The club participation for these events is coordinated by Don Johnston. Each year Don organizes a group of club members to work a shift or two in the turning section of the blacksmith shop set up on the grounds of the Museums At Lisle Station Park. There are a number of antique lathes there where we demonstrate what turning was like many years ago before we had the modern equipment we are used to today. During the event many people stop by to view the demonstrations and ask questions. It is a rewarding experience.

This year's events are as follows:

Depot Days September 14, 2019 Noon to 5PM and  
September 15, 2019 Noon to 5PM

Once Upon a Christmas, Saturday Dec. 7, 3pm to 8pm  
And Sunday Dec 8, 11am to 4pm



Please consider volunteering for a shift. Let Don know of your interest and he will be happy to fill you in on the details. Don's email is [donsuej\\_2000@yahoo.com](mailto:donsuej_2000@yahoo.com) and he can be reached at (708) 482-7628

## Club News (cont)

# Lisle Heritage Society Club Event



### Ornament Project Progress

As I said at the June meeting, this project is nearly complete. Anticipating the return of outstanding kits, we should meet our goal in July. If you still have unfinished kits, please bring them on July 16.

Thanks to all of you who have contributed your time and talents. I heard from several of you that you felt you made progress in making duplicates from your first effort to your last. This is part of the intended benefit we sought. Making the shape that you intend to is a component of successful turning.

SHHHH -- THE HERITAGE SOCIETY HAS A TRADITION OF KEEPING SECRET THE SUBJECT OF THE ANNUAL ORNAMENT UNTIL THEIR FIRST SALES AT DEPOT DAYS IN SEPTEMBER. WE ALL NEED TO HELP THEM FOLLOW THIS TRADITION. SO WHETHER YOU TURN OR NOT, DON'T TELL.

Thank you, Don Johnston



Our 2019 Christmas Party will be held at  
Glen Ellyn Village Links Golf Club Reserve 22  
More information to come.





# This Month's Demonstration

## Greg Bonier

Will be demonstrating color casting for us at our July meeting. Greg was born and raised in Chicago and now lives in Plano Illinois. During the day he is a Medical engineer, designing products for the medical field.



He started out doing casting full resin blanks. After he seen people online posting pictures of people with *stabilized blanks*. Greg is really into colors and in the stabilization process you can really get into coloring the blanks. It did not take long after that to combine the two, as Greg puts it “it’s a match made in Heaven”.

Greg learned this whole process on YouTube, and gain some friends like Curtis Seebeck from Turn Tex. And mold makers out there that have Helped him. Greg believes in a Phrase “buy once, cry once” which is the reasons he believe that if someone is getting into something and wants to stay in it, buy the best that you possibly can, spend the money and get it over with it.



# Club News (cont)

## Future 2019 Demonstrations

Peter D'Attomo has been working hard to secure some quality demonstrations for the rest of our 2019 schedule. Here is a list of what is scheduled. We will elaborate on each as we approach so that you will have background information on each.

•July-	Greg Bonier	Casting Pen Blanks
•August-	Keith Lackner	Infused Turning
•September-	Club Garage Sale	
•October-	Frank Pagura	Flowers
•November-	Paul Pyrcik	Rose Engine
•December-	Christmas Party	



## Your Club Needs a Webmaster

If you have the experience and skill to take charge of this for the club you should seriously consider it. It is not a complicated site and does not require a significant amount of time each month. Of course it does give you the chance to be creative and fill a meaningful role for your club

*Develop/maintain/update WCWT website and domain.* If you have interest in this position please let us know.

# June Gallery Review



Jason Clark



Mark McCleary



Joel Lamplough



Don  
Johnston



May Gallery Review (cont)  
June Gallery Review (cont)



Tony Letto



Dick Sing



Paul Shotola



Paul Pyrcik





## June Gallery Review (cont)




Rich Hall-Reppen



Derek Cadmus



Marie  
Anderson



Rich Nye



## June Gallery Review (cont)



Derek Cadmus was our Bringback winner in June. He has been doing some great work. It will be interesting to see what he returns with in July



# Area Events



## DuPage Woodworkers Auction July 20, 2019

Come and see what choice items you can acquire for your shop. There is usually a good collection of hand, power tools as well as items that fall into the turning and supplies category.

Registration will begin at 8:00 am and the auction will start promptly at 9:00 am. You can bring items related to woodworking (used tools you no longer want, a piece of maple that didn't fit into your last project, etc.) or you can just come to bid. It is suggested that small items be bundled as one lot. This year we will sell six items for each seller and then move to the next seller. This allows all sellers a chance to have six of their items offered for sale before interest starts to wane and money starts to dwindle. Sellers will be able to prioritize the order of sale. There will be one or two more rounds following the first one so you can bring more than six items to sell. The event will be held at St. James the Apostle Church, 480 S Park Blvd, Glen Ellyn, IL.



## Area Events (cont)

### •Chicago Woodturners 2019 Professional Demonstration Schedule

CWT has assembled an outstanding group of guest demonstrators for the remaining sessions are:

- Max Brosi, July 20-23, 2019

- Jacques Vesery, September 7-10, 2019

▪The Saturday demonstrations are 9 to 5, open to all and reasonably priced. The hands-on classes fill up quickly. Additional information is available at or by contacting Chicago Woodturners.

- <http://www.chicagowoodturners.com/professional-demonstrations/>

### Ohio Valley Woodturners Guild

Oct 18-20, 2019

West Harrison, IN (Just outside of Cincinnati)

Stuart Batty, Trent Bosch, Chris Ramsey, Al Stirt, Mark Sfirri, Kimberly Winkle



Our club has received a single three day admission pass for this event, a \$230 value. If you are interested in going and have not been before please submit your name to Jason Clark at [jclark58@gmail.com](mailto:jclark58@gmail.com). We will draw a winner and inform you via email.

### Turn-On Chicago 2020

July 24-26, 2020

Pheasant Run in St Charles

David Ellsworth, Cynthia Gibson, Michael Hosulak, Eric Lofstrom, Chris Ramsey, Avalino Samuel



**The American Association of Woodturners  
33rd Annual International Symposium  
Raleigh, North Carolina  
Is Happening Now  
July 11-14, 2019**



**Raleigh 2019**

**AAW** | AMERICAN ASSOCIATION  
OF WOODTURNERS



For a nice video summary of the event navigate to this link:  
<https://www.woodturner.org/page/2019RaleighMain>

# AAW Information



## AAW Membership Trial

AAW's newest membership promotion is currently available and is a perfect opportunity for you to give it a try, especially for those who have been on the fence about joining. This new introductory membership enables chapter members who have never been AAW members to test the waters of a full AAW membership for **THREE MONTHS FOR JUST \$20**. If they wish to continue their AAW membership, introductory members will be automatically renewed one time for an additional **NINE MONTHS FOR JUST \$40**. Individuals who have never been AAW members may sign up for a three-month introductory AAW membership using a credit card at <http://www.woodturner.org/?page=ITM2040>.

AAW offers numerous benefits. Take a second and use the following link to explore what AAW has to offer.

<http://www.woodturner.org/?page=MemberBenefits>

As an example of what is offered check out:

<http://www.woodturner.org/?page=FUNDamentals>

**Visit**  
**[www.woodturner.org](http://www.woodturner.org)**

*President's message*

(cont)



Most hybrid turnings these days are a combination of some sort of epoxy resin and a natural edge burl cap. Some people use clear or translucent resin with little or no color added while others use lots of pigments and fillers to turn the resin opaque. I've also seen lots of "stuff" embedded in the resin, Star Wars spaceships and Lego figurines seem to be very popular at the moment. Some of these blanks never see the lathe are left square and just polished. Many are mounted on the lathe, egg shapes and spheres are very popular, I don't see as many people making vessels, platters, and boxes like Keith is doing while Greg is primarily a blank maker, mostly pens, bottlestoppers, and other small stuff.

Fractal burning, or Lichtenberg burning, is the application of high voltage (tens of thousands of volts) to wood via a pair of connectors. The electricity travels through the wood trying to complete the circuit between the 2 connectors. The result is a burned pattern similar to a lightning strike. As you can imagine the high voltage involved in this process is very dangerous and there have been multiple confirmed fatalities by people attempting to replicate the technique. For that reason this technique has been banned by the American Association of Woodturners. Products related to it cannot be advertised or sold at AAW events or publications and they cannot be demonstrated at AAW related events including national and regional symposia. Please reference the AAW page on Fractal Burning for more on the AAW policy: <https://www.woodturner.org/page/FractalBurning> It's simply not worth risking your health, or quite possibly your life over this. In the end what matters more to me is that I'm making what I want to make and how I want to make it. I'm not making something to get sponsorship, or thousands of followers, or to capitalize on a market. I'm a maker because I enjoy making, I'm an artist and woodturning is my chosen media. That tree trunk is my canvas and a bowl gouge is my brush.

# WCWT 2019 Committee Descriptions

We now have committees setup to direct club activities. A number of people have stepped forward and volunteered to provide committee leadership. Below we describe the various committees and their respective chairmen.

If you want to help with your club activities please contact the chairman. We all enjoy the advantages of club membership and we would like to see more members involved.

## Photography- Dave Burke

Photograph club activities and events and make those photos available for the monthly presentation, club newsletter, email, website, and other forms of communication. Help maintain the club photo roster.



## Webmaster -TBD

*Develop/maintain/update* WCWT website and domain. Demonstrator schedule, photos, newsletter and other updates as required. If you have interest in this position please let us know.



## Events- Don Johnston

Help coordinate and organize club events and activities including but not limited to Depot days, Once upon a Christmas, Rockler/Woodcraft events, ornament turning. Seek out opportunities for the club to further our mission to promote and educate the public about WCWT and woodturning in general.





# WCWT 2019 Committee Descriptions (cont)

## Raffle- Rich Nye

Source wood, tools, and woodturning related accessories from various sources including donations, discounts, and purchases to be used for the monthly raffle. Raffle tickets are sold at the beginning of each meeting and items are raffled off at the middle of the meeting. Proceeds from the raffle go back to the club to offset club expenses and to fund the raffle itself. Certain item(s) may require multiple months of selling tickets in order to cover the costs of the item(s) and provide adequate profit to the club. Receipts for items that have been purchased are expected to be provide to the treasurer whenever possible so that the purchases can be balanced against the raffle line item in the budget.



## A/V – Bob Bergstrom/Mark Jundanian


Research and make recommendations on audio/video decisions and purchases based on the club needs, bearing in mind possible future uses including remote video purchases and the ability to record demonstrations.



Setup and run audio and video equipment at club meetings and presentations. Projector, screen, cameras, audio, and software. Recommendations should account for capabilities now and in the future, budget, and storage limitations.

## Library- Rich Hall-Reppen

Organize and maintain the club's stock of books, magazines, DVDs, and other materials. Maintain records of items that have been borrowed by club members. Source additional/replacement materials for the library within the budget assigned. Provide relavent article about available library material for monthly newsletter.



# WCWT 2019 Committee Descriptions (cont)

## Christmas Party– Peter D’Attomo

Make arrangements for the club’s holiday party including location, reservations, menu, invitation/head count, etc. Work with Treasurer to determine appropriate budget, and portion of the expense to be paid for by club members.



## Garage Sale – Peter D’Attomo

Organize and facilitate the club’s annual garage sale event, including soliciting participation, organizing setup, and other evening activities to help supplement the event and encourage attendance.



## Picnic - Rich Rohrback

Organize and facilitate the club’s annual summer picnic. Assure reservation for facility. Send invite and reminders about the event to track member interest and attendance. Organize club supplied entrees ,as well as assign groups of club members to provide side dishes, desserts, etc. Establish event’s program including individual activity leaders.

